

Team Two

JC-001-012297

Report Date May 21, 1999	Colorado Bureau of Investigation Report of Investigation	Case No. D99-1333
Type of Report Crime Scene	Report By Agent Tom J. Griffin Team Leader	Area Jefferson County
Nature of Case Homicide		

CRIME SCENE REPORT FOR TEAM TWO

REQUESTING

AGENCY: Jefferson County Sheriff's Office

INVESTIGATING

OFFICER: Lab Supervisor Chris Andrist

DATE OF

REQUEST: April 20, 1999

DATE OF

OFFENSE: April 20, 1999

AGENCY CASE

NUMBER: 99-7625

LOCATION OF

SCENE: Columbine High School, 6201 South Pierce Street,
Jefferson County

VICTIMS:

(DECEASED) Cassie Bernall DOB: (110681)
Steven Curnow DOB: (082884)
Matt Kechter DOB: (021983)
Isaiah Shoels DOB: (080480)
Kyle Velasquez DOB: (050582)

SUSPECTS:

Eric Harris DOB: (040981)
Dylan Klebold DOB: (091181)

WEATHER:

Variable

JC-001-012298

Type of Report	Agent	Date	File Number	Page
Crime Scene	Tom J. Griffin	05/21/99	D99-1333	2

EVIDENCE

SEIZED BY: James Jennings, Tom Acierno, Steve Stalter all Jefferson County Sheriff's Office representatives

EVIDENCE IN CUSTODY OF:

Same as above

REMARKS:

The following is a group report for the members of Team Two, assigned to the west side of the library media center of Columbine High School. In addition to Griffin, the reporting team leader, other members and their agencies were
Tom Acierno (Jefferson County Sheriff's Office)
Laura A. DeLong (Arapahoe County Sheriff's Office)
Alan Hammond (CBI Denver)
James R. Jennings (JCSO)
Peggy Rowlett (Wheat Ridge Police Department)
Jennifer Savage (JCSO)
Richard Swanson (CBI Pueblo)
Steve Stalter (JCSO).

The composition of this team varied during the time of the processing.

On Tuesday April 20, 1999, various team members responded at different times to the area of Columbine High School in Jefferson County to assist the Jefferson County Sheriff's Office in the investigation of multiple deaths, gunshots, and explosions. No processing teams were allowed to enter the building on April 20th due to the safety concerns with the presence of unexploded devices.

ACTION TAKEN:

On the morning of Wednesday, April 21st, various team members were involved with either recording information and checking vehicles in the school parking lots for possible explosive devices or participating in searching the grounds and Pierce Street for possible evidence. After an assessment of the scenes by members of the Jefferson County Sheriff's Office (JCSO) and Jefferson County Coroner's Office (JCCO), Chris Andrist conducted a preliminary walk through for, and overall documentation by, Tom Adair (Arapahoe County SO) and Bob Lloyd (Thornton PD) for videotaping and Chris Loptien (JCSO) and Griffin (CBI) for photography. These individuals entered the school

Type of Report	Agent	Date	File Number	Page
Crime Scene	Tom J. Griffin	05/21/99	D99-1333	3

at approximately 10 a.m. and began the documentation at approximately 10:50 a.m. completing it at approximately 12 p.m. Andrist identified the team assignments outside of the school and team members then met to ensure a standard approach to all of the scenes. Each of the teams was led through the various scenes in the school to help in the assessment of evidence.

Team Two entered the building at approximately 1:54 p.m. The processing of the scene continued until Thursday April 29th. The approximate scene activity times were as follows:

- Wednesday April 21st, 2 p.m. to 11:00 p.m.
- Thursday April 22nd, 8 a.m. to 5 p.m.
- Friday April 23rd, 8 a.m. to 7 p.m.
- Monday April 26th, 9 a.m. to 8:30 p.m.
- Tuesday April 27th, 9 a.m. to 7 p.m.
- Wednesday April 28th, 7:30 a.m. to 6 p.m.
- Thursday April 29th, 8 a.m. to 6:30 p.m.

The library media center was on the southwest end of the high school on the upper floor, level with the main entrance. It was above part of the cafeteria. For processing purposes, the library was divided into east-west sections at the pillars to the east of the fifth row of bookshelves. Team One handled the east section and some of the rooms to the north of the library and the hallway on the northwest leading to an emergency exit. Team Two worked the west section. The west, curved wall was comprised of ten columns of windows, each with double panes of glass. These were numbered sequentially from north to south, beginning with number 1 at the north wall. Each column of windows was arranged in three vertical sections (top to bottom) of glass separated by metal frames. The largest section was on the bottom.

The numbering sequences for bookshelves and tables were continued from labels assigned by Team One in the east side. Three rows of metal bookshelves, labeled Rows 5, 6 and 7, extended north to south. Row 8 was along the southwest wall below the windows. Six wooden tables labeled as Tables 15 through 20, each with wooden and cloth chairs in various positions relative to the tables, were in the south portion of the room. Two rows of tables (computer workstations) and chairs, running east-to-west, were in the

Type of Report	Agent	Date	File Number	Page
Crime Scene	Tom J. Griffin	05/21/99	D99-1333	4

north portion. Walls were painted white; the suspended ceiling tiles were white; and the gray carpet, with green border on some portions next to the walls, was glued to a concrete floor.

The scene processing included measurements and diagrams (primarily handled by DeLong), photography (Swanson and Jennings), identification of evidence and some package preparation (Hammond and Griffin) and collection, sealing and log entry of evidence (Jennings, Savage, Acierno, Stalter, and Rowlett), projectile entrances, exits and trajectories (Hammond and Griffin), and bloodstain pattern evaluation (Griffin). This team had been assigned evidence numbers 900 through 1199. All item numbers in this report are those assigned by JCSO.

One primary focus on the 21st was to document the positions of the victims and suspects with photography and measurements, and collect any evidence near the bodies that might be disturbed in the process of removing the bodies. The other primary focus was to obtain firearm data for the Bureau of Alcohol, Tobacco and Firearms (ATF). In addition, pieces of window glass were occasionally falling out or coming loose when team members were working next to them. A west wind was also increasing and blowing some of the cardboard evidence placards. Since storm clouds were also moving in, this team requested that the broken or missing windows be boarded. As that activity could further dislodge the glass, priority was placed on examining and documenting the projectile holes in and around the windows.

Special Agent Gary Wurm (ATF) had requested information from the four firearms found on the floor by the bodies of HARRIS and KLEBOLD. A 12 gauge pump shotgun (Item #900) with a spent round in the chamber was found partially under HARRIS' right leg. (Refer to page 28 for a detailed description of the firearms.) A Hi Point 9mm carbine (Item #901), with empty chamber and no magazine, was on the floor to the west of HARRIS' left foot and to the north of KLEBOLD's right knee. An empty, single column magazine (Item #989) was on the floor between HARRIS' left boot heel and the butt of the carbine. A double-barrel shotgun (Item

Type of Report	Agent	Date	File Number	Page
Crime Scene	Tom J. Griffin	05/21/99	D99-1333	5

#902) with a spent shell in each chamber was to the north and west of KLEBOLD's left toe.

A TEC-9 (Item #903) with a live round in the chamber was in the right hand and under the right leg of KLEBOLD. It was also attached with a strap to KLEBOLD's body. At 3:35 p.m. under the direction of Jefferson County Coroner's Office Chief Deputy Coroner Triena Harper, Hammond and Griffin cut the strap holding this firearm and removed it from KLEBOLD's right hand. At this time Harper also stated that all firearms related evidence and weapons from the bodies could be collected as evidence by Team Two working with coroner representatives later this day. The firearm information was copied by one of Wurm's agents for ATF use in record tracing. The firearms were collected and packaged the evening of the 21st. After each was secured in a separate cardboard box, a sheet of plastic was sealed across the opening of each box, so that each weapon could be viewed while keeping the evidence seals intact.

The deceased previously had been given numbers by JCSO; identifications were made at a later time. Victim #6, MATT KECHTER, a white male, was on his back under Table 16 against the north table leg or support. His right leg was extended to the west and his left leg under his right thigh. Possible burns were seen on his left hand, the center and right side of his gray, long-sleeve shirt, and two dark areas on his blue jeans. He was wearing white athletic shoes, white socks, and a ball cap with the letter "M". His head was towards the east. Blood was on his face and the left shoulder of his shirt. A hole was in the left front shoulder of the shirt. His right hand held some type of writing instrument.

Victim #7, ISAIAH SHOELS, a black male, was to the south of, and slightly under, KECHTER. He was generally facedown with the left side of his chest slightly above the floor. His legs were extended generally to the west. SHOELS was wearing a black, short sleeve shirt, green slacks, and white socks and white athletic shoes. A pool of blood was under and to the south of his head. SHOELS head was towards the east.

Type of Report	Agent	Date	File Number	Page
Crime Scene	Tom J. Griffin	05/21/99	D99-1333	6

Victim #8, STEVEN CURNOW, a white male, was seated on the floor in the leg area of computer station number LMC 17. This station was at the west end of the south side of the south row of computer stations. His back was against the west panel with his right leg partially bent and under his left leg, which was also partially bent. His arms were crossed at the wrists and in his lap. He was wearing a short sleeve blue shirt, blue jeans, white socks and brown and black boots. A large wound was on the right side of his neck. His books (Item #1040) and backpack (Item #1020) were found near the center on the south side of the north row of computer stations.

Victim #9, CASSIE BERNALL, a white female, was found under Table 19. Her shoulders were against the west side of the table, her head tilted to the north, and her legs extended to the east. She was wearing a green, short sleeve shirt over a black shirt, light blue jeans, white socks and black boots. There was blood on the right side of her face, her right hand, and the right and center portions of her clothing. An apparent contact or near-contact wound was visible on the back of the right hand. Another wound was also visible on the right side of her head.

Victim #10, KYLE VELASQUEZ, a white or Hispanic male, was on the floor in front of the south side of the north bank of computers at station 7. He was on his right side, head facing southwest, with his left leg extended south and bent at the hip, and his right leg bent under the left. His left arm was under him and his right arm partially under his head. He was wearing a blue and green coat over a white shirt, black pants, and black athletic shoes. He had a wound to the top of his head.

Body #11, DYLAN KLEBOLD, a white male, was on his back with his head pointing east. His legs were bent at the hip with his knees towards the north and his lower legs pointing west. His left arm was across his stomach with a fingerless black glove on his left hand. His right arm was extended by his side and his right hand was around the grip of the TEC-9 pistol. Gray tape, holding two match strikers to the inside of the forearm, was around his right wrist. He was wearing a black T-shirt with the word "wrath" in red on the front, black

Type of Report	Agent	Date	File Number	Page
Crime Scene	Tom J. Griffin	05/21/99	D99-1333	7

cargo-type pants, black boots and white socks. A large knife was on the left side of his belt. His face was bloodstained and a pool of blood was on the carpet under his head. Ammunition on his body included 14 rounds of 2 3/4" Federal shotgun shells in an ammunition belt around his waist; in a bandoleer were 19 rounds of Federal 00 buck shells; numerous live shotgun shells in a pouch in a pants pocket.

Body #12, ERIC HARRIS, a white male, was to the north of KLEBOLD. The upper back was leaning against the bottom shelf of the west side of Row 6 with his head pointed south. His skull was open at the top and the shelves behind (to the east) of him and the ceiling above him and the carpet below his head were bloodstained. His arms were by his chest with his forearms and hands angled up towards his face. He had a fingerless black glove on his right hand, which was next to a green pouch with shot shells. His legs were somewhat extended to the west. He was wearing a white T-shirt, black pants with a green ammunition belt, black boots and a knife strapped to his right leg. He had an ammunition pouch in his left cargo pants pocket. That pouch contained 10 rounds of Winchester 12 gauge shotgun shells, each shell labeled as containing 15 pellets of 00 buck. Two single-column magazines with 9mm rounds were in a pants pocket. A black ball cap with the letter "B" was between HARRIS' left leg and KLEBOLD's head.

Representatives from other coroner's offices were working with Dr. Nancy Bodelson, Jefferson County Coroner, and her staff in removal of the bodies. This included Dr. Thomas Henry, Denver County Coroner and staff from his office and staff from the Douglas County Coroner's Office. Bodies were removed beginning with VELASQUEZ and CURNOW and ending with KLEBOLD and HARRIS. Per a previous discussion with Harper (JCCO), Investigator Mike Guerra (JCSCO) was present and searched both HARRIS and KLEBOLD for explosive devices in the presence of representatives from one or more coroners' offices, including JCCO. Devices were found in KLEBOLD's pockets and Guerra collected these. Photographs were taken in conjunction with the work of the coroners' offices.

JC-001-012304

Type of Report	Agent	Date	File Number	Page
Crime Scene	Tom J. Griffin	05/21/99	D99-1333	8

The Jefferson County Coroner's Office also collected skull pieces (#962 and #991) from two areas on the carpet; one to the west of KLEBOLD and the other to the south of HARRIS. When the body of HARRIS was being moved into the body bag, a mass of blood fell out of the open skull and landed on the carpet where KLEBOLD's body had been. That office also collected the student ID card (Item #923) of VELAZQUEZ which had been on top of computer monitor #10B when his body was removed.

The tops of the tables were coated with a white dust-like material and small pieces of glass were randomly present. Oblique lighting was used to examine the tabletops for any possible footwear impressions and none were observed. The bottoms of tables, computer work stations, and chairs were examined for possible evidence and explosive devices. No additional devices were found. The floor was carefully searched. Other observations included the presence of small (estimated 1-2mm) spheres present throughout the west section, including several shelves of the magazine racks at the north end of the library. Other metal fragments were also on these magazine shelves. These fragments and spheres were collected and numbered as one group (Item #1152).

Wooden matches, both burned and unburned, were found on the floor primarily in the south half of the west side of the library. A black trench coat (Item #929) was on the floor to the south of the south row of computer stations. The backpacks, bags, books and clothing found on scene were examined for possible evidence and identification. Anything determined to belong to a deceased victim was collected as an item of evidence. Personal items, excluding those with safety hazards, were identified for future return.

Pieces of gray duct tape were also present on the floor and on, or adhering to, other furnishings such as shelves. The books on the shelves of Rows 5, 6 and 7 were each removed and examined for evidence such as holes or blood. Those books with holes in them were opened and examined for any metal objects. Such objects were photographed and collected. The bottom shelves were also removed and the carpet below examined. The larger glass pieces on the floor

Type of Report	Agent	Date	File Number	Page
Crime Scene	Tom J. Griffin	05/21/99	D99-1333	9

below the west windows were examined and removed by hand. The smaller glass pieces and debris were examined and moved by hand or a small brush. Metal fragments found were documented and collected. The glass pieces were placed in a custodian waste barrel either by hand or by brushing. A custodian vacuum was used to remove the glass debris during the searching process.

All of the student computers were left as found for examination by computer specialists. Some of these systems were still on. Others were without power, as were some of the electrical outlets by the two computer tables. The table tops under the keyboards and computer units were examined.

No computer was at the station immediately east of LMC 17 where CURNOW was found. This station had bloodstains on the carpet and the surfaces under the table. No deceased was found at this site. On the carpet were pieces (Item # 1061) of jewelry-like components (such as from a bracelet or necklace). These pieces were silver-colored spheres, an estimated 1/8" in diameter, with a hole in the center; 1/4" diameter silver-colored disks; and 1/2" wooden tubes all in the blood pool on the carpet. A disk (Item # 1058), similar to these, and a blue rubber band (Item #1059) were found on the wet, partially snow-covered, concrete step outside the emergency door north of the library. Suspected blood was also noted on the push bar of the door, the carpet in the hall, and on the concrete step. This team collected Items # 1058 and 1059, but this hallway area was processed by Team One at a later time.

Griffin and Hammond examined the holes in the glass remaining in the windows to determine the direction of travel for the projectiles producing these holes. These determinations were made by either noting the beveling of the holes or the presence of damage on the west side of support posts when no projectile hole was discernible. A minimum of 24 incoming projectiles was determined. This number was a minimum as a large portion of Window 5 was missing. There was also one damaged area on the metal frame of Window 5 that was believed to be the result of a projectile traveling in an unknown direction. There were

Type of Report	Agent	Date	File Number	Page
Crime Scene	Tom J. Griffin	05/21/99	D99-1333	10

three holes caused by projectiles traveling out of the library windows. (Refer to trajectory section of report on page 14.)

The exposed (library) surfaces of the ceiling tiles, fluorescent light fixtures and grates for air vents were examined. Two large (estimated 1/4" or bigger) holes that perforated the tiles were seen. With one exception, all of the scrapes and small holes in the ceiling tiles aligned with the windows penetrated or shattered by incoming projectiles, including a direction of travel east from the windows when such a determination was made. The indentations in the metal reflective backing of the fluorescent lights were also consistent with an origin from or through the west windows. One gouge, approximately 1" wide and 2 1/2" long above or slightly south of Table 17, had a generally north-to-south orientation for its long axis. This would be consistent with a projectile (such as from an explosive device or a firearm) coming from either the south or north, including from the general area of the body of KLEBOLD or previous damage to the tile. A piece of white material consistent with ceiling panel was on Table 17.

A search of the tops (unexposed) of the tiles disclosed the presence of two metal fragments and isolated small (about 1-2mm diameter) gray metal spheres identical to those found on the floor, furniture and windowsill(s) of the library. The rails for the suspended ceiling tiles were attached to concrete beams. Sections of drywall on the south and west walls and window frames and sills on the west side were cut to follow projectile tracks and recover any evidence. Metal pellets, which had fallen down the hollow metal frame that extended from the library to the cafeteria below, were recovered from the floor behind the drywall of this lower room.

A nylon knife sheath with a double-edged knife and two metal spikes had been removed from the left boot of HARRIS. Swanson and Griffin examined the sheath and contents and performed the phenolphthalein presumptive test for blood. No positive reactions were obtained.

On Friday, April 23rd, Griffin was introduced to School Resource Officer Deputy Neal Gardner at 11:45 a.m.

Type of Report	Agent	Date	File Number	Page
Crime Scene	Tom J. Griffin	05/21/99	D99-1333	11

Gardner described his gunfire sequence that occurred at the double doors on the west side of the hall north of the library. Since this would not account for the incoming projectiles through the north emergency exit of the library, Gardner would meet with the appropriate team for that area.

On Wednesday, April 28th, Teams One and Two met with Dr. Bodelson and the five pathologists who conducted the autopsies: Dr. Michael Dobersen (Arapahoe County Coroner) Dr. Ben Galloway (for Jefferson County Coroner), Dr. Thomas Henry (Denver County Coroner), Dr. John Meyer (Boulder County Coroner) and Dr. Jim Wahe (for Denver County Coroner). After being shown the overall building scene by Andrist, the group began an escorted review of the library with the teams.

The preliminary information for each deceased available at this time was as follows:

KECHTER (#6) [from Dr. Henry/Wahe] suffered a gunshot wound to the chest, with a left-to-right trajectory with possible wadding in the right lung. He had also suffered burning from an unknown incendiary (explosive or flammable) device.

SHOELS (#7) [from Dr. Meyer] suffered a gunshot wound perforating the left arm, entering the left chest, from left-to-right essentially straight across the chest, and exiting below the right armpit. Two pieces of wadding were found in the right arm of his shirt and a possible shotgun slug between his two shirts.

CURNOW (#8) [from Dr. Meyer] had a copper-colored fragment on the outside of his shirt, which was not necessarily related to his wounds. He suffered a tangential wound to his right shoulder and a perforating wound entering on the right side of the neck and exiting on the left. A metal fragment was recovered.

BERNALL (#9) [from Dr. Henry/Wahe] suffered a defensive wound to the right middle finger, a gunshot wound to the right side of her head, with the trajectory from right-to-left and a slight front-to-back. Seven copper-colored pellets

JC-001-012308

Type of Report	Agent	Date	File Number	Page
Crime Scene	Tom J. Griffin	05/21/99	D99-1333	12

were recovered. Two pellet exit holes were found and it is possible that another two or three pellets are visible on the x-ray. An intact shot cup was found in her hair.

VELASQUEZ (#10) [from Dr. Henry/Wahe] had three pellets enter his right shoulder and exit his lower back. He had a head wound with seven holes and a shot cup in his head. One shot cup was found in his clothing. A ball cap (Item # 908) believed to be worn by VELASQUEZ was found on the floor of the north side of the north computer table. This cap had damage to the back strap and front.

KLEBOLD (#11) [from Dr. Galloway] had a near contact wound to his left temple with a corresponding exit wound through his right temple. He also had aspirated blood. He could have been capable of some involuntary movement.

HARRIS (#12) [from Dr. Galloway] had a shotgun wound to his head with the muzzle in the mouth. Bleeding was observed through his nose. At this time skull fragments from HARRIS, some with circular holes through them, were collected. Dr. Henry also collected suspected brain material and both packages were given to Dr. Bodelson. She said she would x-ray the brain material for shot pellets and make the material available to Dr. Galloway for his examination. (During a phone conversation between Bodelson and Griffin on April 30th, she advised Dr. Galloway found only wadding material in the brain matter. No pellets were seen on the x-ray. The holes in the skull fragments were consistent with pellets exiting the skull with the muzzle in or near the mouth.) This mutual briefing ended at approximately 9:15 a.m.

Also on this date at approximately 1 p.m., both library teams met with three members (including Paula Ernst) of the FBI's Special Project Team and Denver FBI ERT leader Carl Schlaff. Laura DeLong (Team Two) and Tom Adair (Team One) would convert their respective sketches into computerized diagrams and provide these to the FBI.

At approximately 2 p.m. also on the 28th, Griffin recovered a pair of eyeglasses in a case from AMANDA STAIR's backpack for Andrist.

Type of Report	Agent	Date	File Number	Page
Crime Scene	Tom J. Griffin	05/21/99	D99-1333	13

Hammond performed the sodium rhodizonate test at various locations in the west library area. Positive results for the presence of lead, were observed for the following:

1) the gray transfer on the edge of the television cable plate on the south wall under the television; 2) the gray longitudinal transfer on the bottom of the wall mount for the television on the south wall; 3) the tear in the seat cushion on the chair in book shelf Row 5 where books belonging to KATHY PARK were found; 4) the two gray transfers in the gouges on the top of Table 15; 5) gray transfer on the edge of the chemistry book on Table 15; 6) damaged areas of DAN STEEPLTON's backpack and papers inside (a shot shell plastic wad had previously been found in the damaged papers); several locations of heavy gray deposit in the holes in the glass windows; the scratches in the east wall of the exit hallway to the north of the library.

A strong reaction for lead was found at the indentation (item #1012 photograph only) on the top of the window frame at the north side of the library. A trace of gray transfer on the left arm of the blue chair associated with KATHY PARK was indicative for lead. No reactions for lead, barium or antimony were obtained for the gray-colored transfer on the rear of the backpack of HALL at Table 20; and the gray-color site on the bookshelf kickplate on the west wall below the window near the southwest column.

Areas sustaining damage consistent with an incendiary or explosive device were observed at the following: The southeast edge of bookshelf Row 7 had black debris and blackening was on the carpet (photograph 5-5) adjacent to this area. Small holes (approximately 1-2mm) were on the south wall and the blinds covering Window 11, and the window pane (photographs 13-15 and 13-16). These holes were consistent with the small diameter of the spheres found on the windowsill and elsewhere in the library. Pieces of gray duct tape (item #1063) were adhering to the side of a wicker basket with an artificial plant (photograph 27-12). This tape was about 9-11 inches above the floor. Item #987 was a piece of metal (photograph 13-11) consistent with an

Type of Report	Agent	Date	File Number	Page
Crime Scene	Tom J. Griffin	05/21/99	D99-1333	14

opened CO₂ cartridge. On the top of bookshelf Row 6 at marker #985 was duct tape with burnt wooden matches (photograph 27-14) consistent with causing the damage at marker #984. Black residue or burning was noted on a portion of the southwest carpet by item #1004 (photographs 23-2 and 23-3). The south, center portion of the top of Table 15 had a burned appearance, and the newspaper and a text on the tabletop were partially burned.

PRELIMINARY TRAJECTORY OBSERVATIONS

Scene examination determined a minimum of 24 incoming projectiles; more may have been possible due to the missing portions of glass in the windows of the library. The nature of these holes or impact sites were documented with photographs and located in the areas described. (Also refer to the four pages of window diagrams later in this report.) The numbers were assigned arbitrarily and was not meant to convey any sequencing. The letters "XI" were used on scene to note a hole or impact created by a projectile traveling from the exterior into the library. The exterior was either through the windows on the west or the hallway to the north. Yellow paper with the identifying number was placed by the holes or impacts for photographic documentation. The letters "A, B, C", etc. were used in describing three of the firearm discharges (1, 2 and 16) in the library to denote a sequence from a particular hole or impact site. Both Hammond and Griffin measured angles of elevation or declination and horizontal angles from perpendicular.

Three projectiles entered the library from the north hallway. Two of these, #1 and #2, struck the north side of the north row of computer stations at the second station from the west end. These are shown in photographs in roll #42. Documentation for #1 starts with picture 17 and for #2 with picture 21. The trajectories were illustrated with dowels and string.

The projectile causing hole #1A continued south through the kickboard and exited at #1B. Damage to the side of a chair at this station was consistent with #1C. The trajectory represented by the dowel from #1A to #1B had a 1 degree

Type of Report	Agent	Date	File Number	Page
Crime Scene	Tom J. Griffin	05/21/99	D99-1333	15

angle of declination from horizontal and a 77 degree angle of impact out from the plane of the kickboard.

This team's projectile hole #2A corresponds with Team's One hallway impact identified as their #2. The projectile causing impact #2A at the table's edge, continued through the kickboard (entering at #2B and exiting at #2C), then was deflected by a perpendicular panel at #2D. The dowel representing the trajectory from #2A to #2B to #2C had a 5 degree angle of declination from horizontal and a 75 degree angle of impact to the kickboard. The cushion of a chair on the north side of the south computer table was damaged and a jacketed bullet (Item #1103) recovered from inside of the cushion. This impact was noted as either #1D or #2E.

Projectile #3 was given to the screen of the computer monitor at the computer station above impacts #1 and #2. This was the same number assigned by Team One to the projectile's impact in the hallway. The strings representing the trajectories for #2 and #3 appeared essentially parallel. The angle of impact to the screen was 72 degrees. A projectile (JCSO #909) was recovered from this monitor.

Projectiles #4 and #5 entered through the middle section of Window 2 (photographs 9 and 10 on roll 45). The lower hole, #5, had metal and/or glass strike the west side of the wall column.

Projectile #6 entered through the bottom section of Window 3 (photograph 45-8).

The bottom section of Window 4 had holes from projectiles #7-13 (photographs 45-6 and 45-7). The white shade (item #1074) for a floor lamp by this window had multiple, small impact holes consistent with fragments, glass and/or metal, striking the shade from the west. The shade's location was consistent with any single or combination of projectiles #11-13. The top section of Window 4 had a hole from projectile #14. This projectile struck a portion of the ceiling and was deflected. A dowel representing this trajectory was documented with photographs 45-2 through 45-5.

Type of Report	Agent	Date	File Number	Page
Crime Scene	Tom J. Griffin	05/21/99	D99-1333	16

The majority of the glass from the bottom portion of Window 5 was missing. This was the one hole for which no determination could be made on scene as to interior or exterior origin due to the amount of damage. There were possible associated projectile strikes on the metal frame to the south, but there was still insufficient detail for origin determination. The hole for projectile #15 was in the top portion, for #17 by the north frame, and for #16 and #18 in the middle portion (photographs 45-12 through 45-16).

Projectiles #19 and #20 entered through the south end of the bottom section of Window 6 and struck the west side of the support pillar (photograph 45-17). This window also had most of its glass missing. The hole from projectile #21 was in the middle section of Window 6 and the hole from projectile #22 was in the top portion (photograph 45-16).

Projectile hole #23 was in the middle portion of Window 7 (photograph 45-18).

Projectile hole #24 was in the bottom portion of Window 8 near the north edge by the frame (photograph 45-19). The damage carried over to the south side of the bottom of Window 7.

The letters "IX" were used on scene to denote holes formed by projectiles traveling from the interior of the library out the windows on the west side. When applicable, the letter "I" was used to denote an impact with no perforation from an interior shot. Black numbers on white backgrounds were used to designate areas in the library where evidence indicated a firearm had been discharged. This was done for areas with damage such as holes (windows, walls, etc.), indentations (metal shelves, for example), and areas where a victim, alive or dead, had been shot. In the last case, the numbers were selected to coincide with the body number already assigned.

#1 was assigned to the hole in the bottom portion of Window 2 (photograph 45-9).

#2 was assigned to the hole and frame damage at the north end of Window 4 (photograph 43-21).

JC-001-012313

Type of Report	Agent	Date	File Number	Page
Crime Scene	Tom J. Griffin	05/21/99	D99-1333	17

#3 was assigned to the shot pellet pattern in the frame at the north end of the bottom of Window 3. (Item #1104 recovered from this frame.)

Firearm discharge **#4** was directed south down the aisle between book shelves Rows 5 and 6. It was consistent with shotgun pellets with the first strikes being the blue chair in the middle of Row 5 (photograph 45-23). [Refer to the results of the sodium rhodizonate tests on the seat cushion and arm on page 13.] Pellets (such as item #1082) were recovered from the books on the bottom shelf of Row 5.

Firearm discharge **#5** was consistent with pellets from a shotgun south down the same aisle as discharge **#4**. Four of these pellets (item #1168 are two pieces recovered) perforated the south wall (photograph 45-24) with a fifth striking the bottom of the support plate for the wall-mounted television set.

Firearm discharge **#6** was the shotgun slug that killed KECHTER (photograph 45-21). No known holes or deformations existed for this event other than in the body.

Firearm discharge **#7** was the shotgun slug that killed SHOELS. No known holes or deformations existed for this event other than in the body.

Firearm discharge **#8** was the shotgun slug that killed CURNOW (photographs at the end of roll #43 and the start of roll #44). The hole in the panel to the north of CURNOW was approximately 23 inches high. There was an unfinished board behind this gray panel. The distance from the front of the gray panel to the front of the unfinished board was 1 1/4". Items labeled as #1143 (a plastic wad and piece of gray metal) were recovered on the ledge between the gray panel and the unpainted board. There were three gray streaks on the unfinished board. The horizontal center of the area with these three streaks was approximately 16 1/4" from the west end of the unfinished board. Their vertical center was approximately 1 1/8" above the top of the gray panel or approximately 25" above the floor.

Type of Report	Agent	Date	File Number	Page
Crime Scene	Tom J. Griffin	05/21/99	D99-1333	18

The unpainted dowel in photographs 43-20, 43-22 to 44-3 marked the bottom of the hole in the gray panel. The east-to-west position of this dowel also generally bisected the area of suspected tissue on the underside of the tabletop. The short, pink dowel illustrated the trajectory formed by the bottom of the hole to the unpainted surface behind (north of) it. All of the physical evidence was consistent with the muzzle of the shotgun below a height of 24".

Firearm discharge #9 was the shotgun discharge that killed BERNALL (photograph 45-20). No known holes or deformations existed for this event other than in the body.

Firearm discharges #10A and 10B were the shotgun pellets that killed VELASQUEZ (photographs 43-5 to 43-19). The letter designations 10A through 10D were used to note the actions of 4 separate shotgun pellets. These letters were consistent with those used in the diagram by DeLong. 10A and 10B were on the west panel; 10A was higher and farther south than 10B. 10A was an indentation while 10B was a perforating hole. The trajectory resulting from the placement of a dowel through 10B and the indentation in the north panel to the west of this station (photographs 43-5 and 43-6) aligned with a nick at the bottom of the faceplate for this station (photograph 43-8). The resulting trajectory was measured at 37 degrees out from the table with a 15 degree angle of elevation. 10C and 10D were in the north panel; 10C was lower and farther west than 10D. 10C was an indentation while 10D was a perforating hole. Two copper-colored pellets (item #1142) recovered from this floor area were consistent with the two indentations. The third copper-colored pellet (item #1147) was recovered from behind the kickboard area with hole 10D.

A chair to the south of this station by the left foot of VELASQUEZ had a plastic shot cup (item #1144) recovered from the rear of the back cushion, and four holes on the upper right side of the frame. The two holes on the front were perforating; one copper and gray-colored pellet (item #1145) was recovered from one of the holes in the back of the chair. It was this chair that was the source of the piece of the wooden frame (item #1080) found on the floor by Table 17 as shown in photographs 30-18 and 31-12. A

JC-001-012315

Type of Report	Agent	Date	File Number	Page
Crime Scene	Tom J. Griffin	05/21/99	D99-1333	19

minimum of 6 pellets, and a maximum of 8, was accounted for by the holes in the chair and leg area wall panels.

VELASQUEZ had three perforating pellet wounds in his shoulder and back. Most of the projectiles recovered from the head of VELASQUEZ were consistent with individual 00 buck pellets, with the exception of gray fragments (item #8662). Three of these pellets (items #8660, #8661, and item #8664) were copper-colored and five were gray-colored (item #8665). The Federal 12 gauge shot shells each had 9 copper-gilded pellets. Given that the three back wounds could be related to any or all of the holes in the chair and/or panels, the physical evidence was consistent with two shotgun discharges. The two discharges were also supported by the other shotgun evidence (items #922, 1144 and 8663).

The right (north) edge for these shot patterns was the nick and trajectory of 10B and the left (south) edge being the chair frame back. The dowel representing the trajectory for 10D could also line up with one of the two perforating holes in the chair frame. This reconstruction resulted in a left-to-right spread of approximately 10". The holes in the chair frame were 27-30" above the floor. The trajectory of the dowel at the right edge was continued with string back towards the southeast (photographs 43-10 to 43-19).

Hammond, who is approximately 6' tall, sighted along this string backing to the southeast until he reached a position to the north of the island in the front center of the library. At this position, the string, at a height of 5' 9" was consistent with the barrel of a shotgun at the shoulder of a shooter when the shooter was sighting down the barrel. A tripod was placed at this spot to note the maximum distance (183" or 15' 3") from the chair to the shooter. The horizontal distance from 10B to the center of the tripod was 245" (20' 5").

Firearm discharge #11 was the 9mm projectile that killed KLEBOLD. No known holes or deformations solely existed for this event other than in the body. (The evidence recovered from discharges 13 and 14 may be the same as this event.)

JC-001-012316

Type of Report	Agent	Date	File Number	Page
Crime Scene	Tom J. Griffin	05/21/99	D99-1333	20

Firearm discharge #12 was the shotgun pellets that killed HARRIS (photographs 46-2 to 46-4). Pieces of skull recovered from the shelves had holes consistent with shot pellets (item #1158, for example, was in this area) exiting and also consistent with the autopsy findings of the muzzle being in his mouth. At least two indentations were found on the underside of the metal shelves above and slightly north of the position of HARRIS hips and legs. The physical evidence was consistent with HARRIS' torso generally facing west with his buttocks on or near the floor and his back near or resting against the west end of bookshelf Row 6.

Firearm discharge #13 was the 9mm round (item #1166) that perforated the drywall below the frame between Windows 5 and 6 (photographs 44-16 and 44-24) and recovered under Window 5. The measured declination for this trajectory was 3 degrees and 37 degrees out from the west wall. Its apparent trajectory (photograph 44-22) traced back to the southeast being into or just above a chair on the west side of Table 20. If it was above this chair back, this continued trajectory was to the north of the bodies of KLEBOLD and HARRIS.

Firearm discharge #14 was the 9mm round (item #1124) that perforated the frame at the bottom of Window 6 (photographs 44-16 to 44-24). In addition to gray and copper-colored metal fragments, the curved piece of window frame (all as item #1124A) were recovered from inside the windowsill. The measured trajectory for this projectile was 31 degrees out from the windowsill in an essentially horizontal path. When traced back to the southeast, this trajectory intersected the west side of bookshelf Row 6 at a point 45 3/4" above the floor and 52" north of the south end of the bookshelf. This trajectory also passed over the area where KLEBOLD's body was located at a height of approximately 36" (photograph 44-23). Of all the projectile holes/impacts in this area, discharge #14 was the most consistent (though not exclusively) with being the same as discharge #11 through KLEBOLD. (Note: DNA analysis on pellets and fragments recovered in this area did not have any evidentiary value.)

Type of Report	Agent	Date	File Number	Page
Crime Scene	Tom J. Griffin	05/21/99	D99-1333	21

Firearm discharge #15 was given to the bloodstain patterns associated with a victim positioned in the leg area of the empty computer station to the east of where CURNOW was found. Preliminary reports have placed KACEY RUEGSEGGER at this site. No known holes or deformations existed for this event other than in the body (photographs 44-4 to 44-8).

Firearm discharge #16 was the pellets from a shotgun directed to the south first striking the chair to the north of Table 15 and the north side of the table itself (photographs 44-9 to 44-14). There were two impacts to the chair, one to the seat cushion from which a gray metal fragment (item #1140) was recovered and one into the front of the seat frame. There were four impacts in the support under the table top, two in the edge of the table (item # 1132) but one of these aligned with a hole in the support board, and two gouges in the top for a minimum of nine pellets between the chair and table. Any one of the perforating pellets, or an unobstructed pellet, may have caused the damage to the chair on the south side of Table 15. The trajectory of the pellet causing the east gouge on the table top continued to an indentation on the north face of the south side of book shelf Row 7. This indentation is marked with a yellow paper on the fourth row up in photographs 44-13 and 44-14. The trajectory illustrated by the string in photograph 44-12 to 44-15 began at the west gouge on the tabletop and traveled south to a hole in Window 11.

Firearm discharge #17 was the nine holes in the artificial plant that was on the floor in front of Window 6 (photograph 44-16). The plant, which was on its side on the carpet when this team arrived, was repositioned as best as possible using the initial scene photographs and videotape (showing a circular void in the glass on the floor) and the resulting trajectories. The nine holes/tears were individually numbered and were located above the number "17" in photograph 44-16. Three holes in the tree trunk were consistent with this grouping. Impact sites and one hole (item # 1126) were in the north frame of Window 6. At least some of the indentations and possibly the hole could be associated with discharge #17 after the projectiles passed through the leaves, so that area was labeled as 17/19'.

JC-001-012318

Type of Report	Agent	Date	File Number	Page
Crime Scene	Tom J. Griffin	05/21/99	D99-1333	22

Firearm discharge #18 was assigned to a single hole in the bottom portion of Window 6 (photograph 44-17). Since the position of the tree was estimated, the hole noted as #18 could be from a separate event or from one of the deflected pellets of discharge #17.

Firearm discharge #19 was assigned to two holes/tears in the repositioned plant. This damage was at the same height as the hole in the frame mentioned above in the area 17'19". The measured trajectory for 19 to 17'19" (hole) was 40 degrees out from the west wall with a 1 degree angle of declination.

No trajectory was determined for the indentation on the north interior window frame (photographs 16-2 to 16-4). There were two tears noted in the carpet on the west side. One was by KLEBOLD's body and the other between Table 16 and bookshelf Row 6. The carpet in each of these areas was cut and pulled back and no fragments were found. The carpet tear east of Table 16 and a damaged rung (projectile entrance and exit on opposite sides) in a chair at the southeast corner of Table 16 formed a trajectory heading back north to northwest depending on the position of the chair (photographs 47-32 to 47-36). This hole and trajectory were consistent with a single projectile and could be considered as an interior firearm discharge (#20).

BLOODSTAIN PATTERN EXAMINATION

The preliminary interpretation of bloodstain pattern examination is as follows:

KECHTER (#6) and SHOELS (#7) were under Table 16. No projected bloodstains were found on the underside of that tabletop or the inside of the table legs. Blood flows were visible out of KECHTER's nostrils and mouth and then down the sides of his face. A ball cap he was wearing and the left side of his head were pressed against the inside of the north table leg. Pools on the carpet by the table leg and under the cap were consistent with flows along the table leg and cap. There was a hole in the upper left chest area of his shirt.

Type of Report	Agent	Date	File Number	Page
Crime Scene	Tom J. Griffin	05/21/99	D99-1333	23

The left shoulder area and back of his shirt were blood-soaked. Bloodstains were on the top left thigh of his jeans extending from the knee to the waist. Suspected transfer patterns were on the lower right leg and cuff.

SHOELS (#7) had a pool of blood under his head and chest. Suspected bloodstains were also on the back of his black shirt, the back of his green pants, and the soles of his athletic shoes.

The bloodstains on the shoes of SHOELS and the lower leg of KETCHER appeared to be part of a pattern beginning by Table 15, extending north along bookshelf Row 6, under Table 16, between Tables 18 and 19 with a transfer pattern from a left palm (the center of photograph 35-11 and roll #47) on the floor, to the blue chair by Window 5 and ending on the ledge and glass at Window 5. This trail was consistent with being left by IRELAND as he worked his way to Window 5.

There was blood and tissue on the underside of the tabletop and on the horizontal surfaces to the north of the leg area of computer station (LMC 17) where CURNOW (#8) was found. A half dozen blood flow patterns were also present on the north kickboard by and below the point where his head was resting. The front of his shirt and jeans were soaked with blood. These stains were consistent with CURNOW having no movement after being shot with the possible exception of a continuation of momentum of his head and upper body towards the west side of the leg area.

As previously mentioned, the leg area and floor of the space for a computer to the east of CURNOW's position was bloodstained. There was pooling on the carpet at the southeast end of the leg area. Transfer patterns and projected blood and some tissue were present on the east wallboard and northeast corner of the leg area. Some tissue-like material was on the underside of the tabletop. The chair nearest to this area had transfer patterns on the wooden horizontal board under the seat cushion and on the seat cushion. Projected blood was found on the east (or right as one sits in the chair) leg. This is the same chair that had a nick on the left (as one sits) back brace referred to in

Type of Report	Agent	Date	File Number	Page
Crime Scene	Tom J. Griffin	05/21/99	D99-1333	24

the trajectory section. This area of staining was consistent with bleeding from a victim not present during the scene processing.

Blood flow patterns were present on the right side of BERNALL's outer shirt and the right hip area of her jeans. There were small areas of blood pooling to the south of her body and a flow pattern on the inside (east side) of the west table leg. The flows and a swipe pattern were about 14" above the floor. The clothing stains and the corresponding stains on the carpet and table were consistent with BERNALL being in a somewhat upright or sitting position at one time. Bloodstains on the inside of the west table leg (the swipe) and the underside of the top of Table 19 were consistent with BERNALL's body moving from this upright position to her left, coming to rest on her left side and remaining as found.

The body of VELASQUEZ (#10) was found on the floor in front of computer station 7, while his student ID was on top of the monitor of station 6 immediately east of station 7. Bloodstains and tissue found in the area by VELASQUEZ included the ceiling to the northeast; the top of the table; CURNOW's books on this table to the west of this computer station; and some of the computer stations to the north and northwest, which included some hair-like material. (Note: Although the number 7 was at this station, the monitor bore #9B and the CPU bore #9A.) The greatest accumulation of blood and hair and possible tissue exhibiting a general conical appearance was on the face (or south side) of the horizontal plate running beneath the tabletop edge at a height of about 26". This was consistent with VELASQUEZ receiving a head wound while the affected area of his head was generally at the same height (approximately 26") as this plate. No hair, tissue or blood was observed on the underside of the tabletop.

A pool of blood on the carpet was to the north, east and south of KLEBOLD's (#11) head, as well as to the west under his left shoulder. There was a bloodstain area on the back of his left arm above the elbow that was not consistent with being formed with the arm in the position found. In addition, some of the blood flows on the face were also

JC-001-012321

Type of Report	Agent	Date	File Number	Page
Crime Scene	Tom J. Griffin	05/21/99	D99-1333	25

formed with the head in a position other than as found. These flows were consistent with KLEBOLD's head resting on the right side of the face to allow the blood flow on the left side out of the wound. There were bloodstains on his right bicep and left center portion of his neck. The underside of the bill of the ball cap to the north of KLEBOLD appeared to be blood-soaked. This cap was in close proximity to the bloodstained area of the left knee of the pants worn by HARRIS.

There was a pool of blood to the east, south and west of HARRIS' head. The heaviest areas of bloodstaining on the bookshelves to his east (which his body was resting against) were in line with his waist and legs and above his body. The right side of his face and right arm were bloodstained. The left knee area of his pants was blood-soaked and a piece of skull was found to the north of his left calf. The stains on the ceiling and shelves were consistent with HARRIS receiving the gunshot wound to his head while he was in a seated position. His head and upper torso moved to the south or his left.

The team left the scene in the custody of the JCSO on Thursday, April 29th at approximately 6:30 p.m.

Upon the completion of the scene processing, the team had recovered in excess of 143 metal fragments, projectiles, or shotgun pellets; 10 spent 9mm cartridge cases; 29 shot shells; 20 shotgun wad-components, or pieces; the four firearms previously described; backpacks belonging to the deceased victims; unidentified clothing; matches and pieces of gray duct tape, numerous small, gray metal spheres; and evidence from the suspected incendiary devices. All evidence collected is noted on the included evidence log sheets from JCSO.

The photographers exposed 50 rolls of color film; two by Griffin on the initial walk through and 46 by Jennings and Swanson during the processing, and two by Rowlett. The photographs and corresponding photologs are also included with this report. The scaled scene diagrams are on separate sheets of large paper, with the exception of scaled diagrams for the west windows of the library, which are included. The

Type of Report	Agent	Date	File Number	Page
Crime Scene	Tom J. Griffin	05/21/99	D99-1333	26

evidence logs provided by JCSO will also be a separate attachment.

Type of Report	Agent	Date	File Number	Page
Crime Scene	Tom J. Griffin	05/21/99	D99-1333	27

Tom J. Griffin

Tom J. Griffin
Agent
CBI Denver
(Reporting)

Alan S. Hammond
Agent
CBI Denver
(Reporting)

Laura A. DeLong
Senior Lab Technician
Arapahoe County SO
(Reporting)

Richard Swanson
Agent
CBI Pueblo
(Reporting)

James R. Jennings

James R. Jennings
Forensic Photographer
Jefferson County SO
(Reporting)

Tom Acierno

Tom Acierno
Deputy
Jefferson County SO
(Reporting)

Peggy Rowlett
Detective
Wheat Ridge PD
(Reporting)

Steve Stalter
Deputy
Jefferson County SO
(Reporting)

Jennifer Savage

Jennifer Savage
Deputy
Jefferson County SO
(Reporting)

Thomas Netwal
Agent-in-Charge
CBI Denver
(Reviewing)

TJG:tg 050399, Word: D99-333

JC-001-012324

Type of Report	Agent	Date	File Number	Page
Crime Scene	Tom J. Griffin	05/21/99	D99-1333	28

Firearms Description

- #900 Savage Springfield 12 gauge pump shotgun, model 67H, 3" chamber
S/N A232432 , one spent round in chamber, one round in magazine
- #901 Hi Point 9mm carbine, 9 x 19 luger, model 995, made by Beemiller, empty
S/N A59610
- #902 Savage Stevens 12 gauge double-barrel shotgun, model 311D,
2 3/4" chamber, S/N A077513, two spent shells in chamber, action open
- #903 Intra-tec 9mm model TEC-DC9, semiautomatic pistol, S/N D076305,
one round in chamber, live rounds in magazine

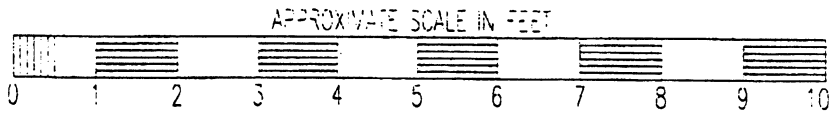

JC-001-012325

Type of Report	Agent	Date	File Number	Page
Crime Scene	Tom J. Griffin	05/21/99	D99-1333	29

Windows 1 and 2 West Wall of Library

Columbine High School, 6201 South Pierce Street Littleton, Colorado

CBI D99-1333 JCSO 99-7625 Original sketches and measurements April 21-29, 1999 by DeLong, Griffin
 IX = Interior to Exterior XI = Exterior to Interior Final diagram June 17, 1999 by Griffin



JC-001-012326

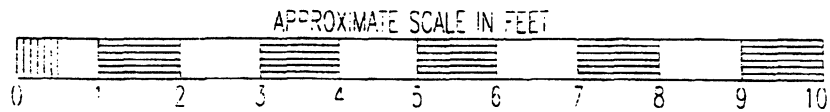
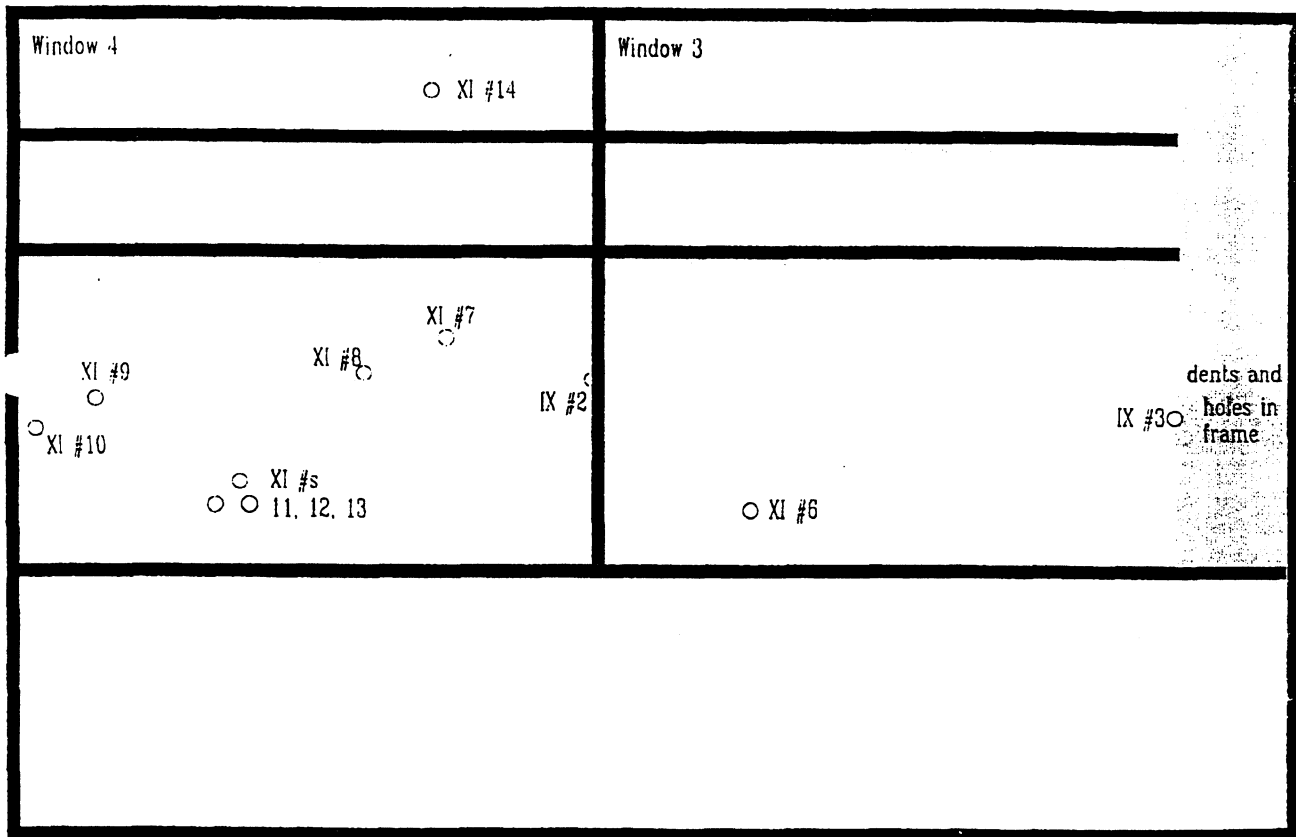
Type of Report	Agent	Date	File Number	Page
Crime Scene	Tom J. Griffin	05/21/99	D99-1333	30

Windows 3 and 4 West Wall of Library

Columbine High School, 6201 South Pierce Street Littleton, Colorado

CBI D99-1333 JCSO 99-7625 Original sketches and measurements April 21-29, 1999 by DeLong, Griffin

IX = Interior to Exterior XI = Exterior to Interior Final diagram June 17, 1999 by Griffin



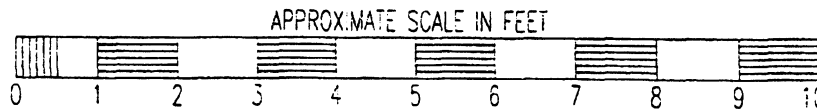
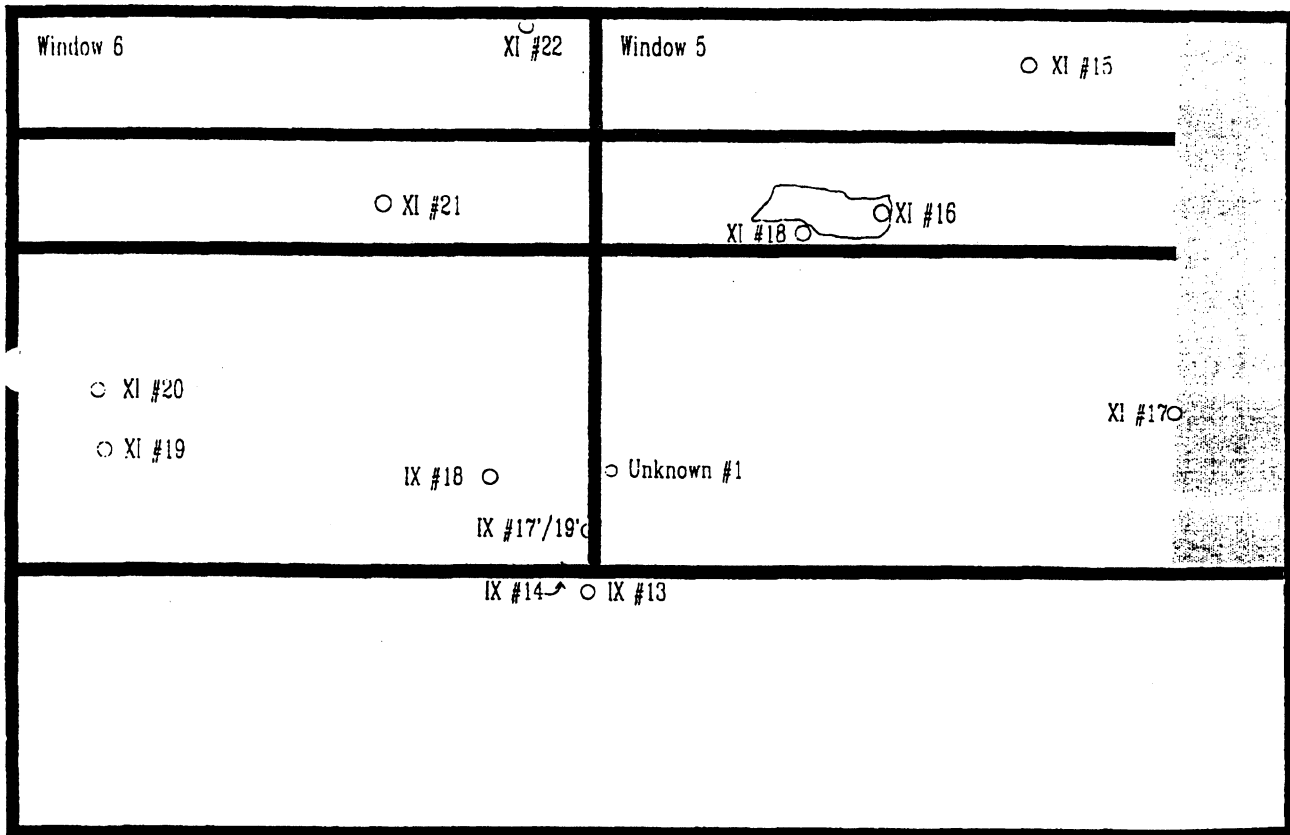
JC-001-012327

Type of Report	Agent	Date	File Number	Page
Crime Scene	Tom J. Griffin	05/21/99	D99-1333	31

Windows 5 and 6 West Wall of Library

Columbine High School. 6201 South Pierce Street. Littleton, Colorado

CBI D99-1333 JCSO 99-7625 Original sketches and measurements April 21-29, 1999 by DeLong, Griffin
 IX = Interior to Exterior XI = Exterior to Interior Final diagram June 17, 1999 by Griffin



JC-001-012328

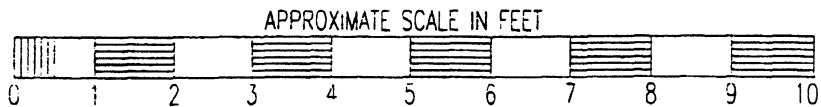
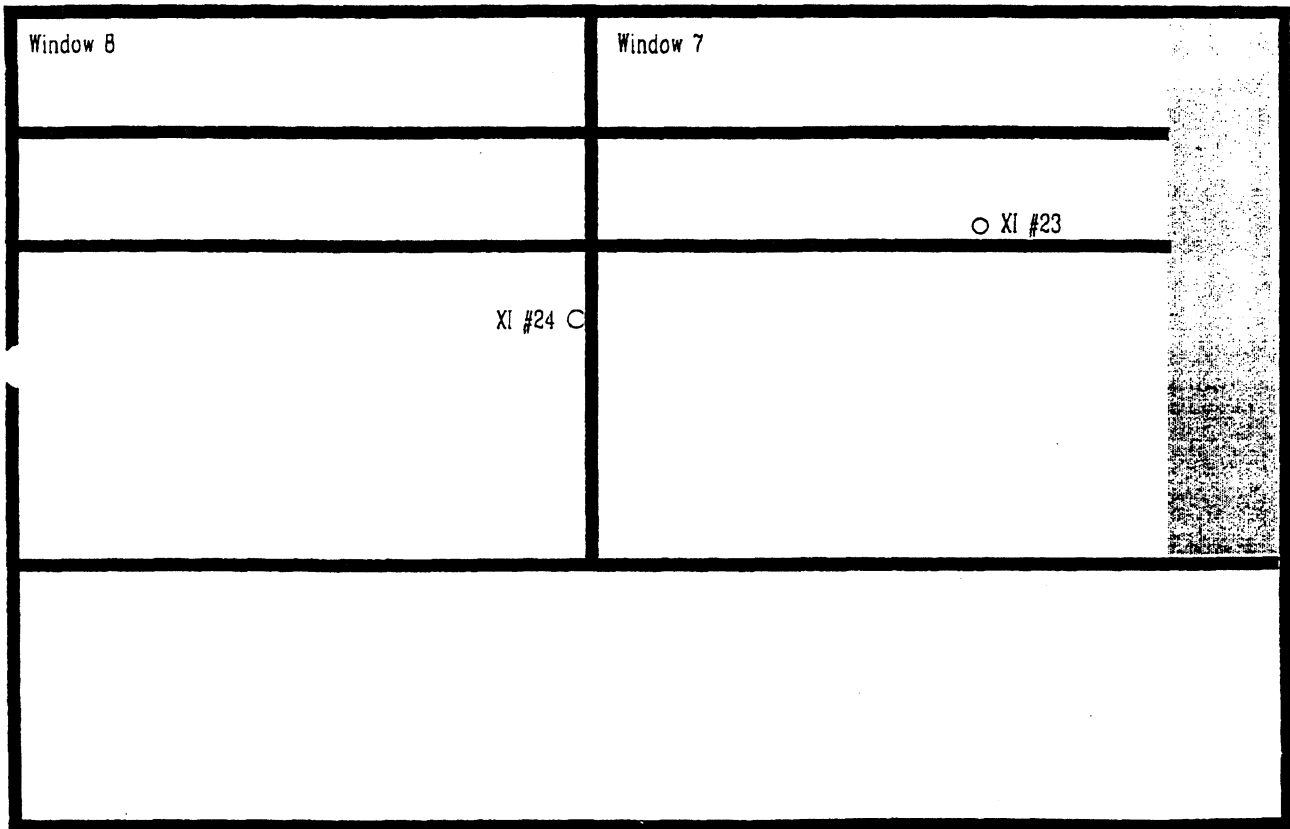
Type of Report	Agent	Date	File Number	Page
Crime Scene	Tom J. Griffin	05/21/99	D99-1333	32

Windows 7 and 8 West Wall of Library

Columbine High School. 6201 South Pierce Street Littleton, Colorado

CBI D99-1333 JCSO 99-7625 Original sketches and measurements April 21-29, 1999 by DeLong, Griffin

IX = Interior to Exterior XI = Exterior to Interior Final diagram June 17, 1999 by Griffin



JC-001-012329

Type of Report	Agent	Date	File Number	Page
Crime Scene	Tom J. Griffin	05/21/99	D99-1333	33

Photolog

Initial Walk-Through

Roll #1

- 1 Identifier
- 2 Street signs on east side of school
- 3 Street signs and east side of school
- 4 Street signs and east side of school
- 5 Entrance to Library Media Center (LMC)

- 6 LMC identifier
- 7 Townsend and Fleming under Table 2
- 8 East side of library, Table 2 and Townsend
- 9 Midrange of Townsend and Fleming (north side)
- 10 Midrange of Townsend and Fleming (south side)

- 11 Close-up of Townsend
- 12 Midrange of Townsend
- 13 Close-up of Townsend
- 14 Midrange of Townsend and Fleming
- 15 Midrange of Tomlin

- 16 Midrange of Tomlin (bounce flash)
- 17 Midrange of Tomlin
- 18 Close-up of Tomlin
- 19 Overall of Mauser in center library section
- 20 Overall of Depooter's legs and Table 14 (bounce flash)

- 21 Midrange of Depooter
- 22 Close-up of Depooter
- 23 Midrange of Mauser
- 24 Close-up of Mauser
- 25 Mauser's legs and overturned chair

- 26 Midrange of Harris and Klebold (bounce flash)
- 27 Midrange of Harris and Klebold
- 28 West wall of library
- 29 Overall of Klebold and west side of library
- 30 Midrange of Harris and Klebold

JC-001-012330

Type of Report	Agent	Date	File Number	Page
Crime Scene	Tom J. Griffin	05/21/99	D99-1333	34

Roll #1, continued

- 31 Overall of Bernall and Curnow
- 32 Midrange of Harris and Klebold
- 33 Midrange of Bernall
- 34 Overall of Ketcher and Shoels
- 35 Midrange of Ketcher and Shoels

- 36 Midrange of Ketcher and Shoels
- 37 Close-up of Bernall

Roll #2

- 1 Identifier (not printed)
- 2 Overall of Curnow and trench coat
- 3 Midrange of Curnow
- 4 Midrange of Curnow
- 5 Midrange of cubicle #3 and portion of trench coat on floor

- 6 Midrange of trench coat
- 7 Midrange of trench coat
- 8 Close-up of Curnow
- 9 Overall of ceiling above Harris
- 10 Overall of north side of library and ceiling above Harris

- 11 Midrange of Harris
- 12 View from LMC to science storeroom
- 13 Storeroom identifier
- 14 Sanders and doorway
- 15 (Not printed)

- 16 Midrange of Sanders
- 17 Midrange of Sanders
- 18 Midrange of Sanders (bounce flash)
- 19 Townsend (#1)
- 20 Fleming (#2)

- 21 Tomlin (#3)
- 22 Depooter (#4)
- 23 Mauser (#5)

JC-001-012331

Type of Report	Agent	Date	File Number	Page
Crime Scene	Tom J. Griffin	05/21/99	D99-1333	35

Roll #2, continued

24 Ketcher (#6)
25 Shoels (#7)

26 Curnow (#8)
27 Bernall (#9)
28 Velasquez (#10)
29 Klebold (#11)
30 Harris (#12)

31 Sanders (#13)

Type of Report	Agent	Date	File Number	Page
Crime Scene	Tom J. Griffin	05/21/99	D99-1333	36

Photolog

Roll #1

- 1 CR placard
- 2 CR placard
- 3 Overall east
- 4 Overall southeast
- 5 Overall south

- 6 Overall north, from middle pillar
- 7 Overall northwest
- 8 Overall northeast
- 9 Overall east, northeast
- 10 Overall east

- 11 Overall southeast
- 12 Overall south
- 13 Overall north (from south pillar)
- 14 North, northeast
- 15 Overall northeast

- 16 Overall east
- 17 Overall east, southeast
- 18 Overall southeast
- 19 Overall southeast
- 20 Overall west, from southeast

- 21 Overall north, from Aisle 3
- 22 Overall north from Aisle 2
- 23 Ceiling east
- 24 Overall Body #8

- 25 Overall Body #9, south
- 26 Medium shot, Body #9, south

Roll #2

- 1 CR placard
- 2 CR placard
- 3 Overall of weapons
- 4 Medium shot of pump shotgun, Body #12
- 5 Medium shot of carbine, Body #11

Type of Report	Agent	Date	File Number	Page
Crime Scene	Tom J. Griffin	05/21/99	D99-1333	37

Roll #2, continued

- 6 Medium shot of double barrel shotgun, body #11
- 7 Medium shot of pump shotgun, body #12
- 8 Medium shot of TEC-9 handgun, body #11, north
- 9 Close-up of TEC-9 handgun, body #11, north
- 10 Medium shot of handgun, body #11, south

- 11 Close-up of handgun, body #11, south
- 12 (no flash)
- 13 #900 pump shotgun
- 14 #901 carbine
- 15 #902 double barrel

- 16 #903 TEC-9, north
- 17 #903 south
- 18 Window 1 from east
- 19 Window 2, from east
- 20 Window 3, from east

- 21 Window 1, from east
- 22 Window 2
- 23 Window 3
- 24 Window 4
- 25 Window 4
- 26 Window 4, upper portion

Roll #3

- 1 CR placard
- 2 Window 4, total
- 3 Window 5, total
- 4 Window 5, lower
- 5 Window 5, upper

- 6 Left side, window 5, overall
- 7 Blood on window 5
- 8 Impact on window 5
- 9 Blood on window 5, upper
- 10 Lower left window 5

- 11 Lower left middle, window 5
- 12 Lower right, window 5

Type of Report	Agent	Date	File Number	Page
Crime Scene	Tom J. Griffin	05/21/99	D99-1333	37

Roll #2, continued

- 6 Medium shot of double barrel shotgun, Body #11
- 7 Medium shot of pump shotgun, Body #12
- 8 Medium shot of TEC-9 handgun, Body #11, north
- 9 Close-up of TEC-9 handgun, Body #11, north
- 10 Medium shot of handgun, Body #11, south

- 11 Close-up of handgun, Body #11, south
- 12 (no flash)
- 13 #900 pump shotgun
- 14 #901 carbine
- 15 #902 double barrel

- 16 #903 TEC-9, north
- 17 #903 south
- 18 Window 1 from east
- 19 Window 2, from east
- 20 Window 3, from east

- 21 Window 1, from east
- 22 Window 2
- 23 Window 3
- 24 Window 4
- 25 Window 4
- 26 Window 4, upper portion

Roll #3

- 1 CR placard
- 2 Window 4, total
- 3 Window 5, total
- 4 Window 5, lower
- 5 Window 5, upper

- 6 Left side, Window 5, overall
- 7 Blood on Window 5
- 8 Impact on Window 5
- 9 Blood on Window 5, upper
- 10 Lower left Window 5

- 11 Lower left middle, Window 5
- 12 Lower right, Window 5

Type of Report	Agent	Date	File Number	Page
Crime Scene	Tom J. Griffin	05/21/99	D99-1333	38

Roll #3, continued

- 13 Right side, Window 5
- 14 Left side, Window 4
- 15 Middle, Window 4

- 16 (no flash)
- 17 Right middle, Window 4
- 18 Right side, Window 4
- 19 Weather stripping, Window 4
- 20 (no flash)

- 21 Left side, Window 3
- 22 Middle, Window 3
- 23 Right side, Window 3
- 24 (no flash)

Roll #4

- 1 CR placard
- 2 Impact, Window 3
- 3 Left side lower, Window 2
- 4 Middle lower, Window 2
- 5 Right lower, Window 2

- 6 Right lower, Window 2
- 7 Left side upper, Window 2
- 8 Right side upper, Window 2
- 9 Overall Window 6
- 10 Overall Window 6

- 11 Left side lower, 6
- 12 Close-up of powder, Window 6
- 13 Middle lower and upper, Window 6
- 14 Right side lower and upper, Window 6
- 15 Close-up right side, impacts, Window 6

- 16 Overall upper and lower, Window 7
- 17 Left side lower, Window 7
- 18 Right side upper right, Window 7
- 19 Overall, Window 8
- 20 Right side, impact, Window 8

Type of Report	Agent	Date	File Number	Page
Crime Scene	Tom J. Griffin	05/21/99	D99-1333	39

Roll 4, continued

- 21 Overall Windows 9, 10
- 22 Overall Window, 11
- 23 Right side of Window 11
- 24 Duct tape on Window 11 sill

Roll #5

- 1 CR placard
- 2 Overall of tree from north
- 3 Overall of tree from east
- 4 Basket and tape
- 5 Medium range, burn or powder pattern
- 6 Close-up, burn or powder pattern
- 7 Overall blood spatter, south wall
- 8 Duct tape, south end, aisle 2
- 9 Medium shot, books, 2 matches, cartridge case
- 10 #944 gray metal fragments on windowsill
- 11 #912 gray metal fragments
- 12 Left side Window 3 with scale
- 13 #916 shot shell, and 917 cartridge case, medium shot
- 14 Overall, Body #10
- 15 Medium shot, Body #10
- 16 Body #10
- 17 Head, Body #10
- 18 Torso, Body #10
- 19 Upper legs, Body #10
- 20 Lower legs and feet, Body #10
- 21 Body #10, west
- 22 Overall of Body #10, west
- 23 Toward computer
- 24 Table above left side of Body

Roll #6

- 1 CR placard
- 2 #923, school I.D., Velasquez
- 3 Overall, computer station #6

Type of Report	Agent	Date	File Number	Page
Crime Scene	Tom J. Griffin	05/21/99	D99-1333	40

Roll #6, continued

- 4 Overall, Body #8
- 5 Overall of Body #8, west

- 6 Upper Body
- 7 Wound
- 8 Body
- 9 #929, black trench coat
- 10 Medium range, trench coat

- 11 (no flash)
- 12 Trench coat
- 13 Overall of trench coat, west
- 14 #916, spent shot shell
- 15 #917, spent cartridge case

- 16 Overall, chair under Window 4
- 17 Overall, #933, 940, 941, 942, 945
- 18 #942, possible incendiary device fragment
- 19 #941, metal fragment
- 20 #933 by placard for #945

- 21 #945, metal fragment
- 22 #933 and 945 and backpack
- 23 #933, metal fragment
- 24 #940, metal fragment

Roll #7

- 1 CR placard
- 2 West side of post, Window 6
- 3 West side of post with scale
- 4 Overall, #946
- 5 #946, 9 mm round

- 6 Overall jacket #1043 (placard #929 is incorrect), bullet fragment #943
- 7 #1043 (placard #929 is incorrect) jacket, and bullet fragment #943
- 8 Overall, #935
- 9 #935, Federal shot shell round
- 10 Bullet fragment #943

Type of Report	Agent	Date	File Number	Page
Crime Scene	Tom J. Griffin	05/21/99	D99-1333	41

Roll #7, continued

- 11 Close-up of #943
- 12 #922 shot wad, by Body #10
- 13 Removal, Body #8
- 14 Removal, Body #8
- 15 Removal, Body #8

- 16 Removal, Body #8
- 17 Identification of Steven Curnow
- 18 Medium range, shell fragment #941
- 19 Close-up, shell fragment #941
- 20 Medium shot, shell #935

- 21 Close-up, shell #935
- 22 Removal, Body #10, upper body
- 23 Removal, Body #10, lower body
- 24 Removal, Body #10, top of head

Roll #8

- 1 CR placard
- 2 Removal, Body #10, top of head
- 3 Medium shot, item #922, shotgun wad behind Body #10
- 4 Close-up, item #922, shotgun wad behind Body #10
- 5 Overall, bodies #6 and 7, east

- 6 Bodies #6 and 7, to west
- 7 Medium shot to west, Bodies #6 and 7
- 8 Medium shot to east, Bodies #6 and 7
- 9 Burn pattern, Body #6
- 10 Body #7, bottom of shoes

- 11 Lower right leg, Body #6
- 12 Back of Body #7; left side, Body #6, upper body
- 13 Back of head, Body #7; face of Body #6
- 14 Overall, north to south, bodies #11 and 12
- 15 Overall, west to east, bodies #11 and 12

- 16 Torso, Body #11
- 17 Left side of face, Body #11
- 18 Upper torso, Body #11
- 19 No flash

Type of Report	Agent	Date	File Number	Page
Crime Scene	Tom J. Griffin	05/21/99	D99-1333	42

Roll #8, continued

- 20 Middle of Body #11
- 21 No flash
- 22 Legs of Body #11
- 23 Right side of face, Body #11

Roll #9

- 1 CR placard
- 2 Lower legs, Body #12
- 3 Upper legs, Body #12
- 4 Body #6, recovery, burn pattern on outer shirt
- 5 Body #6, recovery, burn pattern, on inner shirt

- 6 Body #6, recovery, burn pattern on skin
- 7 Photo of metal pin under Body #6
- 8 Overall/medium shot, Body #9
- 9 Overall, Body #9, looking south
- 10 Overall, Body #9, looking north

- 11 Medium overall, Body #9, north
- 12 Medium overall, Body #9, north, chair removed
- 13 Overall, Body #7, looking east
- 14 Upper left side of Body #7
- 15 Lower Body #7

- 16 Upper Body #9
- 17 Middle torso, Body #9
- 18 Lower Body #9
- 19 Suspected contact wound, right hand, Body #9
- 20 Suspected contact wound, right hand, Body #9

- 21 Periodical under Body #9
- 22 Shotgun wad in hair, Body #9
- 23 Upper Body #9

Roll #10

- 1 CR placard
- 2 Lower legs and feet, Body #12
- 3 Upper legs, Body #12
- 4 Torso, Body #12

Type of Report	Agent	Date	File Number	Page
Crime Scene	Tom J. Griffin	05/21/99	D99-1333	43

Roll # 10, continued

- 5 Right side of face and hands, Body #12
- 6 Top right of head, Body #12
- 7 Shot shells in pouch on chest, Body #12
- 8 Left ear, Body #11
- 9 Shot shells on left waist, Body #11
- 10 Tissue and spatter on lower shelves, north of Body #12
- 11 Upper shelves, Body #12
- 12 Lower shelves, Body #12
- 13 Upper shelves, Body #12
- 14 Blood spatter on shelves southwest of Bodies #11 and 12
- 15 Duct tape, right wrist, Body #11
- 16 Lower leg and left leg, Body #12
- 17 #900, 968, 969, 970, 901, 988, 989 placards near Bodies #11 and 12
- 18 #968 cartridge case
- 19 #970 shotgun wad
- 20 #969 cartridge case
- 21 #988 shotgun wad
- 22 #989 magazine
- 23 #996 shotgun wad under pack
- 24 Backpack

Roll #11

- 1 CR placard
- 2 #924, 925, 934
- 3 #924, 925, 934
- 4 #925 shotgun shell
- 5 #924 live round, 9 mm
- 6 #934 duct tape
- 7 #934 duct tape, chair removed
- 8 Close-up, Body #9, wound on right hand, body moved
- 9 Body #9, wound on right hand, body moved/upper body
- 10 Body #9, left arm – blood
- 11 #926 shotgun shell and #947

JC-001-012341

Type of Report	Agent	Date	File Number	Page
Crime Scene	Tom J. Griffin	05/21/99	D99-1333	44

Roll #11, continued

- 12 #926 shotgun shell
- 13 #947 copper jacket
- 14 #928 shotgun shell and #929 jacket and cigarettes
- 15 #929 jacket and cigarettes (no flash)

- 16 #928 shot shell
- 17 jacket and cigarettes
- 18 #927, 930 and 931
- 19 #927 shotgun shell
- 20 #930 shotgun shell

- 21 #931, 12 gauge slug
- 22 #932 wad
- 23 #946 and 939
- 24 #946 cartridge

Roll #12

- 1 CR placard
- 2 #939 shot shell wad
- 3 Body #11, left shoe with pin
- 4 Body #11, right side
- 5 Body #11, knife and pocket watch, right pocket

- 6 Body #11, knife on left belt
- 7 8 incendiary devices found in right pocket of Body #11
- 8 8 incendiary devices found in right pocket of Body #11
- 9 Body #12, medium range, lighter in pocket
- 10 Body #12, close range, lighter in pocket

- 11 Body #12, striker on left wrist under watch
- 12 Body #12, Knife in left boot
- 13 Two magazines and lighter from Body #12 pants pocket
- 14 Area near Body #12 head
- 15 Top of head, Body #12

- 16 #902, 992, 993, 994, 995, 996, 997 (no flash)
- 17 #902, 992, 993, 994, 995, 996, 997 (no flash)
- 18 #902, 992, 993, 994, 995, 996, 997
- 19 #996, shot wad next to backpack
- 20 #996 with scale

Type of Report	Agent	Date	File Number	Page
Crime Scene	Tom J. Griffin	05/21/99	D99-1333	45

Roll #12, continued

- 21 #995 projectile
- 22 #995 with scale
- 23 #994 glass bottle fragments
- 24 #994 with scale

Roll #13

- 1 CR placard
- 2 #992, 993, 994, 995, 996, 997
- 3 #994 glass bottle fragments
- 4 #994 with scale
- 5 #992 shot shell component

- 6 #992 with scale
- 7 #997 burned area on top of desk with liquid
- 8 #964 duct tape
- 9 Close-up, #964 duct tape, no scale
- 10 #964 with scale

- 11 #987 CO₂ cartridge – exploded
- 12 #987 with scale
- 13 #984 duct tape
- 14 #984 with scale
- 15 Small shot shell on south windowsill

- 16 Small shot shell on south windows
- 17 Southwest bookshelf impact point
- 18 #981, 982, 983, 1038*
- 19 #981, metal fragment
- 20 #981, metal fragment with scale

- 21 #982, piece of duct tape
- 22 #982, piece of duct tape with scale
- 23 #983, shot wad
- 24 #1038, metal fragment
- 25 #1038, metal fragment with scale

* Number corrected; refer to Roll 25.

Type of Report	Agent	Date	File Number	Page
Crime Scene	Tom J. Griffin	05/21/99	D99-1333	46

Roll #14

- 1 CR placard
- 2 Locker #1938
- 3 Note and rose, locker #1938
- 4 Midrange, #986 duct tape and CO₂ device, aisle 2,
- 5 Close-up, #986 duct tape and CO₂ device, aisle 2, (no flash)

- 6 Close-up, #986 duct tape and CO₂ device, aisle 2,
- 7 Close-up, #986 duct tape and CO₂ device, aisle 2, with scale
- 8 #980, 1019, 1018
- 9 Close-up, #1018, shot shell component
- 10 Close-up, #980 flattened projectile

- 11 #980 with scale
- 12 Close-up, #1019, metal fragment
- 13 #1019 with scale
- 14 Midrange, #979, metal fragment
- 15 Close-up, #979

- 16 Close-up, #979 with scale
- 17 Midrange, #956, 957, 958, 959, 1037*
- 18 Close-up, #1037*, metal fragment
- 19 Close-up, #1037*
- 20 #958, 957, 956, 1136†, 1037*

- 21 Close-up, #1136†, metal fragment
- 22 #1136† with scale
- 23 Close-up, #958, spent cartridge

* Number corrected; refer to Roll 25.

† Number corrected; refer to Roll 36.

Roll #15

- 1 CR placard
- 2 Overall fiche reader
- 3 Medium shot #913 shot wad
- 4 Close-up #913
- 5 Medium shot #1015 piece of shot wad

- 6 Close-up #1015 with scale

JC-001-012344

Type of Report	Agent	Date	File Number	Page
Crime Scene	Tom J. Griffin	05/21/99	D99-1333	47

Roll #15, continued

- 7 Close-up #1015
- 8 Medium shot #914 piece of shot wad
- 9 Close-up #914 with scale
- 10 Close-up #914

- 11 Medium shot #910 spent shot shell under microfiche table
- 12 Close-up #910
- 13 Medium shot #1014 copper jacket west hallway
- 14 Close-up #1014
- 15 Close-up #1014 with scale

- 16 Medium shot #909 monitor 4B, 2nd from west, north row
- 17 Close-up #909 monitor 4B
- 18 Close-up #909 with scale
- 19 Backpack and blue notebooks (Ryan Barrett and Evan Todd) by 5B
- 20 Medium shot #1013 metal fragment under microfilm table

- 21 Close-up #1013 with scale
- 22 Close-up #1013
- 23 Medium shot #1011
- 24 Close-up #1011 with scale
- 25 Close-up #1011

Roll #16

- 1 CR placard
- 2 Medium shot #1012 possible projectile strike
- 3 Close-up #1012 with scale
- 4 Close-up #1012
- 5 Medium range #908 red ball cap, floor north of computer #13

- 6 Close-up #908 with scale
- 7 Medium shot #1010, hair/tissue, computer #14
- 8 Close-up #1010, hair/tissue (on CPU)
- 9 Close-up #1010, hair/tissue
- 10 Medium shot #1010, hair/tissue on table in front of monitor #14b

- 11 Close-up #1010 with scale
- 12 Close-up #1010
- 13 Medium range #1008, metal fragment east end of north Table CPUs

Type of Report	Agent	Date	File Number	Page
Crime Scene	Tom J. Griffin	05/21/99	D99-1333	48

Roll #16, continued

- 14 Close-up #1008 with scale
- 15 Close-up #1008

- 16 Medium range #907, metal fragment and another hole in east end of north table of CPUs
- 17 Close-up #907 with scale
- 18 Close-up #907 with scale
- 19 Close-up #907
- 20 Medium shot #905, 906, 1002

- 21 Close-up #906 with scale, copper-colored metal fragment
- 22 Close-up #906
- 23 Close-up #905, shot shell
- 24 Medium shot #1002, metal fragment on floor north of copier

Roll #17

- 1 CR placard
- 2 #1025, 1026, 1037
- 3 Close-up #1025, skull fragment
- 4 Close-up #1025, with scale
- 5 Close-up #1026, spent cartridge case

- 6 Close-up #956, spent cartridge case
- 7 Close-up #957, spent cartridge case
- 8 Close-up #959, shot shell wad
- 9 #978, 950, 951, 952, 953, 954, 955, (no flash)
- 10 #978, 950, 951, 952, 953, 954, 955

- 11 Aisle 3
- 12 Close-up #955, spent cartridge case
- 13 Close-up #954, spent cartridge case
- 14 Close-up #953, spent cartridge case
- 15 Close-up #952, spent cartridge case

- 16 Close-up #951, shot-shell component
- 17 #951 with scale
- 18 Close-up #950, copper jacketed projectile
- 19 #950 with scale
- 20 Close-up #978, metal fragment

Type of Report	Agent	Date	File Number	Page
Crime Scene	Tom J. Griffin	05/21/99	D99-1333	48

Roll #16, continued

- 14 Close-up #1008 with scale
- 15 Close-up #1008
- 16 Medium range #907, metal fragment and another hole in east end of north table of CPUs
- 17 Close-up #907 with scale
- 18 Close-up #907 with scale
- 19 Close-up #907
- 20 Medium shot #905, 906, 1002
- 21 Close-up #906 with scale, copper-colored metal fragment
- 22 Close-up #906
- 23 Close-up #905, shot shell
- 24 Medium shot #1002, metal fragment on floor north of copier

Roll #17

- 1 CR placard
- 2 #1025, 1026, 1037
- 3 Close-up #1025, skull fragment
- 4 Close-up #1025, with scale
- 5 Close-up #1026, spent cartridge case
- 6 Close-up #956, spent cartridge case
- 7 Close-up #957, spent cartridge case
- 8 Close-up #959, shot shell wad
- 9 #978, 950, 951, 952, 953, 954, 955, (no flash)
- 10 #978, 950, 951, 952, 953, 954, 955
- 11 Aisle 3
- 12 Close-up #955, spent cartridge case
- 13 Close-up #954, spent cartridge case
- 14 Close-up #953, spent cartridge case
- 15 Close-up #952, spent cartridge case
- 16 Close-up #951, shot-shell component
- 17 #951 with scale
- 18 Close-up #950, copper jacketed projectile
- 19 #950 with scale
- 20 Close-up #978, metal fragment

Type of Report	Agent	Date	File Number	Page
Crime Scene	Tom J. Griffin	05/21/99	D99-1333	49

Roll #17, continued

- 21 #978 with scale
- 22 Midrange #977, 949, 960
- 23 Close-up #977, metal fragment
- 24 #977 with scale

*Number corrected; refer to Roll 25.

Roll #18

- 1 CR placard
- 2 Close-up #1002 with scale, metal fragment
- 3 Close-up #1002
- 4 Medium shot #904, copper jacket metal fragment
- 5 Close-up #904 with scale
- 6 Close-up #904
- 7 Medium shot #1009, hole in east side computer monitor #11b
- 8 Close-up #1009 with scale
- 9 Close-up #1009
- 10 Medium #1039,* books belonging to Kyle Velasquez
- 11 Close-up #1039*, floor between #9 and 10 CPUs
- 12 Medium shot #1040, books (table) belonging to Steve Curnow
- 13 Medium #1020, backpack (floor) of Steve Curnow near computer 6
- 14 Overall #919, 920, 921
- 15 Close-up #919, spent shot shell
- 16 Close-up #921 with scale, burnt match stick
- 17 Close-up #921
- 18 Medium range #920 spent shot shell
- 19 Close-up #920
- 20 Medium shot #938, piece of copper jacket north floor of CPU #16 – west end, 2nd row from north
- 21 Close-up #938 with scale
- 22 Close-up #938
- 23 Medium range #915, spent shot shell on floor at west end, north row
- 24 Close-up #915

* Number corrected; refer to Roll 25.

JC-001-012347

Type of Report	Agent	Date	File Number	Page
Crime Scene	Tom J. Griffin	05/21/99	D99-1333	50

Roll #19

- 1 CR placard
- 2 Close-up #949, shot shell component
- 3 #960, 948
- 4 Close-up #960, duct tape fragment
- 5 #960 with scale, duct tape fragment

- 6 Close-up #948, duct tape fragment
- 7 #948 with scale
- 8 Aisle #3, south view
- 9 Books in chair, aisle #3
- 10 Damage to books/shelf base at marker #978, row 5

- 11 Damage to books
- 12 Damage to books
- 13 Damage to books
- 14 #1000, duct tape and shoe next to #1006 (metal fragment)
- 15 Close-up #1000, duct tape fragment

- 16 #1000 with scale
- 17 Bottom side of shoe by #1006
- 18 Top and side of shoe and #1006
- 19 Close-up #1006, metal fragment

- 20 #1006 with scale
- 21 #965, 966, 967, 1006
- 22 Close-up #965, spent cartridge case
- 23 Close-up #966, spent cartridge case
- 24 Close-up #967, spent cartridge case

Roll #20

- 1 CR placard
- 2 Overall #911 and #1016
- 3 Overall #911, 1016, 1027
- 4 Close-up #1027 with scale, metal fragment on floor west of north computer table
- 5 Close-up #1027

- 6 Close-up #911 with scale, spent cartridge case (same area as #1027)
- 7 Close-up #911

Type of Report	Agent	Date	File Number	Page
Crime Scene	Tom J. Griffin	05/21/99	D99-1333	51

Roll #20, continued

- 8 Close-up #1016 with scale, metal fragment (same area as #1027)
- 9 Close-up #1016
- 10 Medium shot #918, piece of gray duct tape, floor by south end Window 2
- 11 Close-up #918
- 12 Close-up #918 with scale
- 13 Medium shot #1017, metal fragment on Window 3 sill
- 14 Close-up #1017 with scale
- 15 Close-up #1017
- 16 Close-up #942 with scale, suspected bomb fragment
- 17 Close-up #942
- 18 Close-up #941 with scale, copper jacket
- 19 Overall #1028, metal fragment on floor by west end
- 20 Close-up #1028 with scale
- 21 Close-up #1028
- 22 Medium shot #937, metal fragment on Window 4 sill
- 23 Close-up #937 with scale
- 24 Close-up #937
- 25 Backpack Kacey Ruegsegger on floor by chair

Roll #21

- 1 CR placard
- 2 Close-up #933 with scale, metal fragment
- 3 Close-up #945 with scale, metal fragment
- 4 Close-up #940 with scale, metal fragment
- 5 Backpack, Steven Greenwood
- 6 Medium shot #976, shot shell on floor by backpack of Steven Greenwood
- 7 Close-up #976
- 8 Medium shot #974 and 975
- 9 Close-up #975, live round on floor west wall
- 10 Close-up #974, spent cartridge case
- 11 Medium shot, backpack of Emily Wyant on chair
- 12 Medium shot, notebook on table, Emily Wyant
- 13 Medium shot #998, metal fragment at east end of table

Type of Report	Agent	Date	File Number	Page
Crime Scene	Tom J. Griffin	05/21/99	D99-1333	52

Roll #21, continued

- 14 Close-up #998 with scale
- 15 Close-up #998
- 16 Medium shot #1034, backpack and books of Cassie Bernall on table above victim, Window 6
- 17 Medium shot #1032, suspected shot pellet on floor by victim #9
- 18 Close-up #1032 with scale
- 19 Close-up #1032
- 20 Medium shot #1026, backpack of Matt Kechter
- 21 Medium shot books, #1033 on Table 16
- 22 Medium shot, backpack of Kathy Park
- 23 Medium shot, purse of Crystal Woodman
- 24 Medium shot, green notebook of Heidi/Claudia Johnson
- 25 Medium shot, black bag of Amanda Stair on floor

Roll #22

- 1 CR placard
- 2 #1031, 1029, 1030 and others, (no flash)
- 3 #1031, 1029, 1030 with #990, 991
- 4 #1031, 1029, 1030
- 5 Close-up #1031, spent cartridge
- 6 Close-up #1029, spent cartridge
- 7 Close-up #1030, metal fragment
- 8 #1030 with scale
- 9 Close-up #990, shot shell wad
- 10 Shot shells/pouch from Body #11, waist
- 11 Midrange #1003, metal fragment
- 12 Close-up #1003
- 13 #1003 with scale
- 14 #1004, 1005, 962
- 15 Close-up #1004, metal fragment
- 16 #1004 with scale
- 17 #1005, metal fragment
- 18 #1005 with scale
- 19 #1004, 961, 1035, 987
- 20 #1004, 961, 1035, 987

Type of Report	Agent	Date	File Number	Page
Crime Scene	Tom J. Griffin	05/21/99	D99-1333	53

Roll #22, continued

- 21 Close-up #961, spent cartridge
- 22 Close-up #1035, metal fragment
- 23 #1035 with scale, metal fragment
- 24 #1035 and book

* Number corrected; refer to Roll 25.

Roll #23

- 1 CR placard
- 2 Blast pattern by #1004
- 3 Blast pattern by #1004 with scale
- 4 #1022, 1023, etc. without flash
- 5 Midrange #1022, 1023

- 6 Close-up #1023, metal fragment
- 7 #1023 with scale
- 8 Close-up, #1022, hats (2), 1 white, 1 olive green
- 9 Midrange, #964, 1001
- 10 Close-up, #964, duct tape

- 11 #964 with scale, duct tape
- 12 #964 with scale, duct tape
- 13 Close-up, #1001, Frappaccino cap
- 14 #997, charred paper, liquid on Table 15
- 15 #997, table with fragment impacts

- 16 #997, north edge of Table 15 impact
- 17 #997, south edge of Table 15 impact
- 18 Midrange, #1007, duct tape fragment
- 19 Close-up, #1007
- 20 #1007 with scale

- 21 Midrange, #963, duct tape fragment with shot
- 22 Close-up, #963, (no flash)
- 23 Close-up, #963, (no flash)
- 24 Close-up, #963
- 25 #963 with scale

* Number corrected. Refer to roll 25.

JC-001-012351

Type of Report	Agent	Date	File Number	Page
Crime Scene	Tom J. Griffin	05/21/99	D99-1333	54

Roll #24

- 1 CR placard
- 2 Overall #971, 972, 973
- 3 Close-up #971 spent shot shell on floor by Window 7
- 4 Close-up #972 spent shot shell on floor by Window 7
- 5 Close-up #973 spent shot shell, on floor by Window 7

- 6 Medium shot, blue bag of Bree Pasquale
- 7 Medium shot #1021, copper fragment by pillar on floor by Windows 6 and 7
- 8 Close-up #1021 with scale
- 9 Close-up #1021
- 10 Close-up #1021 with scale

- 11 Close-up #1021
- 12 Medium shot, blue backpack and books of Stephanie Salmon on Table 20
- 13 Medium shot, green backpack of Andrew Fair, on floor
- 14 Medium shot, green backpack of Nele Hall
- 15 Medium shot, books and backpack of Dan Steepleton, on floor

- 16 Medium shot, green backpack of Pat Ireland, on floor under Table 15

Roll #25

- 1 CR placard
- 2 Library office, (no flash)
- 3 Library office, south wall
- 4 Library office, student list
- 5 Re-photo #1016 as #1035

- 6 Re-photo #1017 as #1038
- 7 Re-photo #1020 as #1037
- 8 Re-photo #1021 as #1036
- 9 Re-photo #1022 as #1033
- 10 Midrange, backpack of Heidi Johnson

- 11 Re-photo #1023 as #1034
- 12 Midrange #1041, metal fragment by west window
- 13 Close-up, #1041
- 14 Close-up, #1041 with scale

Type of Report	Agent	Date	File Number	Page
Crime Scene	Tom J. Griffin	05/21/99	D99-1333	55

Roll #25, continued

- 15 Midrange, keys in blue chair
- 16 Re-photo #1019 as #1040
- 17 Re-photo #1018 as #1039
- 18 Midrange, #1045, metal fragment
- 19 Close-up, #1045
- 20 Close-up, #1045 with scale
- 21 Midrange, #1046, metal fragment
- 22 Close-up, #1046, metal fragment
- 23 Close-up, #1046, metal fragment with scale
- 24 Midrange, #1047, holes in table
- 25 Midrange, #1047, holes in table
- 26 Close-up, evidence placard by #1047, glass fragment (mistake – refer to #28)
- 27 Same as #26
- 28 Close-up, #1047, holes in table
- 29 Close-up, #1047, holes in table with scale
- 30 Midrange, #1047, projectile holes
- 31 Copper fragment under micro-fiche printer, (no flash)
- 32 #1048, copper fragment under micro-fiche printer
- 33 Close-up, #1048
- 34 #1048 with scale
- 35 Midrange, #1049 and 1050, metal fragments
- 36 Close-up, #1049 and 1050
- 37 #1049 and 1050 with scale

Roll #26

- 1 CR placard
- 2 Close-up, #1049, 1050 with scale
- 3 Midrange, #1051, copper fragment
- 4 Close-up, #1051
- 5 #1051 with scale
- 6 #1052, metal fragment
- 7 Close-up, #1052
- 8 #1052 with scale
- 9 Midrange, #1057, metal fragment

JC-001-012353

Type of Report	Agent	Date	File Number	Page
Crime Scene	Tom J. Griffin	05/21/99	D99-1333	56

Roll #26, continued

- 10 Close-up, #1057
- 11 Close-up, #1057, with scale
- 12 Midrange, #1053, metal fragment
- 13 Close-up, #1053
- 14 Close-up, #1053, with scale
- 15 #1058 and 1059, silver-colored disc and blue rubber band
- 16 Close-up, #1059
- 17 #1059 with scale
- 18 Close-up, #1058
- 19 #1058 with scale
- 20 #1054, copper fragment
- 21 Close-up, #1054
- 22 #1054 with scale
- 23 #1055, copper fragment
- 24 Close-up, #1055
- 25 #1055 with scale

Roll #27

- 1 CR placard
- 2 #1055 with scale
- 3 #1056, 1061, copper fragment and jewelry parts
- 4 Close-up, #1056
- 5 #1056 with scale
- 6 Moderately close, #1061
- 7 Midrange, #1044, copper colored fragment
- 8 Close-up, #1044
- 9 Close-up, #1044, with scale
- 10 Midrange, #1060, shoe under chair
- 11 Midrange, #1063, duct tape on side of wicker basket (no flash)
- 12 Close-up, #1063
- 13 Close-up, #1063 with scale
- 14 Midrange, #985 duct tape and matches on shelf top
- 15 Close-up, #985
- 16 Close-up, #985

JC-001-012354

Type of Report	Agent	Date	File Number	Page
Crime Scene	Tom J. Griffin	05/21/99	D99-1333	57

Roll #27, continued

- 17 Midrange, #1064 ball cap with "B" between Body #11 and Body #12
- 18 Close-up, #1064
- 19 Midrange, #1024, 1062 and 999 all on windowsill
- 20 Close-up, #999, copper-colored fragment
- 21 Close-up, #999 with scale
- 22 Close-up, #1062, gray metal fragment (no flash)
- 23 #1062

Roll #28

- 1 CR placard
- 2 #1062, gray metal fragment with scale
- 3 Close-up, #1062
- 4 Close-up, #1024, gray metal fragment
- 5 #1024 with scale
- 6 Midrange, #1065, 1066, 1067
- 7 Moderately close, #1065, black pants
- 8 Moderately close, #1066, empty ammunition belt pouch
- 9 Moderately close, #1067, full, 12 gauge ammunition belt pouch
- 10 Midrange, #1070, metal fragment
- 11 Close-up, #1070
- 12 Close-up, #1070 with scale
- 13 Midrange, hole in computer desk behind Body #8 (no flash)
- 14 Midrange, hole in computer desk behind Body #8
- 15 Moderately close, hole in computer desk behind Body #8
- 16 Baseline
- 17 Baseline
- 18 Baseline
- 19 Baseline
- 20 Baseline
- 21 Baseline
- 22 Baseline
- 23 Baseline
- 24 Baseline

Type of Report	Agent	Date	File Number	Page
Crime Scene	Tom J. Griffin	05/21/99	D99-1333	58

Roll #29

- 1 CR placard
- 2 Baseline
- 3 Baseline
- 4 Baseline
- 5 Baseline

- 6 Baseline
- 7 Baseline
- 8 Baseline
- 9 Baseline
- 10 Baseline

- 11 Baseline
- 12 Baseline
- 13 Baseline (no flash)
- 14 Baseline
- 15 #1079, knife (no flash)

- 16 #1079, knife
- 17 #1079, knife out of sheath from Body #11
- 18 #1079
- 19 #1078, knife in sheath from Body #12
- 20 #1078, knife out of sheath

- 21 #1078, knife out of sheath
- 22 #1077, knife in sheath, Body #12
- 23 #1077, knife and spikes out of sheath
- 24 #1077, knife and spikes out of sheath
- 25 #1077, knife and spikes out of sheath

Roll #30

- 1 CR placard
- 2 #1076, knife, lighter, round wooden item, matchbox strikers
- 3 #1076, knife, lighter, round wooden item, matchbox strikers
- 4 #1074, lamp shade in front of Window 4
- 5 #1074, lamp shade

- 6 #1075, 1073, metal fragments, Window 3
- 7 Close-up, #1073, metal fragments
- 8 Close-up, #1073 with scale

Type of Report	Agent	Date	File Number	Page
Crime Scene	Tom J. Griffin	05/21/99	D99-1333	59

Roll #30, continued

- 9 Close-up, #1075, metal fragments
- 10 Close-up, #1075 with scale
- 11 #1072, chair in front of Window 4 (no flash)
- 12 #1072, chair
- 13 #1072, chair
- 14 #1072, chair
- 15 Midrange, #1071, shot shell wad on chair in front of Window 7
- 16 Close-up, #1071, shot shell wad
- 17 Midrange, #1080, 1081
- 18 #1080, wood chair fragment, near Table 17
- 19 #1080, wood chair fragment with scale
- 20 #1081, metal fragment between Tables 16 and 17
- 21 #1081, metal fragment with scale
- 22 Midrange, #1083, 1084, 1085, 1086, 1087, 1088, 1089, Row 5
- 23 Midrange, #1083, 1084, 1085, 1086, 1087, 1088, 1089
- 24 Midrange, #1090, metal fragment, Row 5

Roll #31

- 1 CR placard
- 2 #1093, rifle magazine
- 3 #1094, 00 Buck shotgun ammunition, 1 round
- 4 #1095, shot shell
- 5 #1096, live round 9mm
- 6 #1097, 2 magazines
- 7 #1098, ammunition pouch
- 8 #1099, ammunition pouch with shotgun ammunition
- 9 #1100, 2 matchbox strikers
- 10 #1101, ammunition belt with ammunition (shotgun)
- 11 #1102, ammunition pouch
- 12 #1080, physical match – wood piece with chair between computer tables
- 13 #1080, physical match – wood chair fragment with scale
- 14 Close-up, #1082, gray metal fragment in book "Deep Song"
- 15 Close-up, #1082, 1st gray metal fragment (removed)
- 16 #1082, 2nd gray metal fragment

Type of Report	Agent	Date	File Number	Page
Crime Scene	Tom J. Griffin	05/21/99	D99-1333	60

Roll #31, continued

- 17 #1082, 3rd gray metal fragment
- 18 #1082, 4th gray metal fragment
- 19 Close-up, #1083, gray metal fragment in book "Emma", Row 5
- 20 Close-up, #1083, gray metal fragment (removed) from book "Emma", Row 5

- 21 #1084 (no flash)
- 22 Close-up, #1084, metal fragment, Row 5
- 23 Close-up, #1084, metal fragment with scale, Row 5
- 24 Close-up, #1085, metal fragment, Row 5
- 25 Close-up, #1085, metal fragment with scale, Row 5

Roll #32

- 1 CR placard
- 2 #1086, metal fragment by nut on bookshelf, west of Row 5
- 3 #1086, metal fragment with scale
- 4 #1087, impact sites on base of Row 5, west side of bookshelf
- 5 #1088, Book "W.R. Leigh" with metal fragment, Row 5, west side of bookshelf

- 6 #1088, fragment, back of book
- 7 #1088, fragment in back cover of book
- 8 #1088, fragment
- 9 #1088
- 10 #1088

- 11 #1089, "Vivian" book, fragment in inside cover
- 12 #1089, "Vivian" book, fragment in inside cover
- 13 Midrange, #1104, 3 fragments in cafeteria Window 3 hollow frame (below library Window 3)
- 14 Close-up, #1104, 3 fragments
- 15 Close-up, #1104, 3 fragments

- 16 Close-up, #1104, 3 fragments
- 17 Close-up, #1104, 3 fragments
- 18 #1104 at floor seam (lowest point)
- 19 #1104, metal fragment under Window 3, cafeteria, west wall
- 20 #1104, metal fragment under Window 3, cafeteria, west wall

- 21 Midrange, #993, gray metal fragment under chair by Table 15

Type of Report	Agent	Date	File Number	Page
Crime Scene	Tom J. Griffin	05/21/99	D99-1333	61

Roll #32, continued

- 22 Close-up, #993
- 23 #993, with scale
- 24 Midrange, #1102, 1122, Table 15
- 25 Moderately close, #1120, shot shell wad in Dan Steepleton's backpack

Roll #33

- 1 CR placard
- 2 Moderately close, #1120, shot shell wad, Table 15
- 3 Close-up, #1122, gray metal pellet, Table 15
- 4 Close-up, #1122 with scale, Table 15
- 5 Midrange, #1105, spent cartridge case, near Body #12
- 6 Close-up, #1105, near Body #12
- 7 Close-up, #1105, with scale, near Body #12
- 8 Midrange, #1107, gray metal fragment near Bodies #11, 12
- 9 Close-up, #1107
- 10 Close-up, #1107 with scale
- 11 #1115, blood on carpet by Body #11
- 12 #1116, blood on carpet by Body #12
- 13 Midrange, #1118, gray metal fragment on floor near Body #11
- 14 Close-up, #1118
- 15 Close-up, #1118 with scale
- 16 Overall shot, #1119, 3 pieces of glass north of Table 15 – floor and chair
- 17 #1117, blood on carpet west of Row 6
- 18 Midrange, #1106, glass pieces on carpet east of Table 16
- 19 #1106, moderately close
- 20 #1112, blood on carpet, Body #9, under Table 19
- 21 #1092, gray metal fragment on carpet near west wall
- 22 Close-up, #1092
- 23 Close-up, #1092 with scale
- 24 Overall shot, #1113 and 1114, blood sample on carpet under Table 16 by Bodies #6 and 7

Type of Report	Agent	Date	File Number	Page
Crime Scene	Tom J. Griffin	05/21/99	D99-1333	62

Roll #34

- 1 CR placard
- 2 #1110, blood on carpet, Body #8
- 3 #1111, blood on carpet, east of Body #8
- 4 Overall shot, #1110, 1111
- 5 Midrange, #1109, blood on carpet by Body #10 (no flash)

- 6 Midrange, #1109
- 7 Close-up, #1109
- 8 Midrange, #1103, chair at south computer desk
- 9 Close-up, #1103, with upholstery
- 10 Close-up, #1103, uncovered

- 11 Close-up, #1103, copper jacketed fragment, uncovered, with scale
- 12 Midrange, #1121, metal fragment, Window 7
- 13 Close-up, #1121, metal fragment
- 14 Close-up, #1121 with scale
- 15 Midrange, #1068, metal fragment west end of south computer desk

- 16 Close-up, #1068, metal fragment
- 17 Close-up, #1068 with scale
- 18 Close-up, #1090, metal fragment, floor south of Row 5
- 19 Close-up, #1090 with scale
- 20 Midrange, #1123, 1124, metal fragments, Window 6

- 21 Close-up, #1124, metal fragment
- 22 Close-up, #1124, metal fragment with scale
- 23 Close-up, #1123, metal fragment
- 24 Close-up, #1123, metal fragment with scale

Roll #35

- 1 CR placard
- 2 Midrange, #1069, metal fragment below Window 2
- 3 Close-up, #1069, metal fragment below Window 2
- 4 Close-up, #1069, metal fragment below Window 2, with scale
- 5 Midrange, #1126, metal fragment, Window 6

- 6 Close-up, #1126, metal fragment, Window 6
- 7 Close-up, #1126, metal fragment, with scale
- 8 Midrange, #1125, ball cap near Bodies #11, 12

JC-001-012360

Type of Report	Agent	Date	File Number	Page
Crime Scene	Tom J. Griffin	05/21/99	D99-1333	63

Roll #35, continued

- 9 Close-up, #1125, ball cap near bodies #11, 12
- 10 Blood trail west of Row 6
- 11 Blood trail between Tables 18 and 19
- 12 Shot pattern north end of Window 3
- 13 Midrange, #1131, metal fragment between computers (south computer tables)
- 14 Close-up, #1131, metal fragment
- 15 Close-up, #1131, metal fragment with scale
- 16 #1104, Window 3, north windowsill with fragment damage
- 17 Overall, #1108, copper jacketed bullet
- 18 Midrange, #1108, copper jacketed bullet
- 19 Midrange, #1133, books, Row 6
- 20 Close-up, #1133, books, Row 6
- 21 Close-up, #1133, books with scale, Row 6
- 22 Midrange, #1134 near Table 15, index cards with liquid
- 23 #1132, damage to Table 15, fragments in north side edge of table top
- 24 #1132, damage with scale

Roll #36

- 1 CR placard
- 2 #1136, new number for metal fragment #1024
- 3 #1132, holes in wood brace under Table 15
- 4 Close-up, #1132 with scale, holes in wood brace under Table 15
- 5 Close-up, #1132 with scale, holes in wood brace under Table 15
- 6 Overall shot, #1132
- 7 Midrange, damage to chair, southeast corner of Table 16
- 8 Close-up, damage to chair, southeast corner of Table 16
- 9 Close-up with scale, damage to chair, southeast corner of Table 16
- 10 Close-up with scale, damage to chair, southeast corner of Table 16
- 11 #1140, chair, northwest corner of Table 15
- 12 #1140, chair, northwest corner of Table 15
- 13 #1140, chair, northwest corner of Table 15 (no flash)

Type of Report	Agent	Date	File Number	Page
Crime Scene	Tom J. Griffin	05/21/99	D99-1333	64

Roll #36, continued

- 14 #1140, metal fragment in chair, northwest corner of Table 15,
- 15 #1140, metal fragment with scale
- 16 Top of Rows 5 and 6 (no flash)
- 17 Top of Rows 5 and 6, #1128 and 1129
- 18 #1130, 1135 and 1139, top of Rows 5 and 6
- 19 Midrange, #1127, top of Row 5, metal fragment
- 20 Close-up, #1127
- 21 Close-up, #1127 with scale
- 22 Close-up, #1128, top of Row 6, metal fragment
- 23 #1128, top of Row 6 with scale

Roll #37

- 1 CR placard
- 2 Close-up, #1129, metal fragment, top of Row 5
- 3 #1129, metal fragment, top of Row 5 with scale
- 4 Midrange, #1135, metal spheres on top of Row 6
- 5 Close-up, #1135, middle of south end of Row 6
- 6 Close-up, #1135 with scale
- 7 South wall between Windows 11 and 12
- 8 Bottom of TV, south end of Row 6
- 9 South wall with book in Row 6
- 10 Close-up, #1135, metal fragments, south end of Row 6 (no flash)
- 11 Close-up, #1135, metal fragments, south end of Row 6
- 12 Close-up, #1135, metal fragments with scale, south end of Row 6
- 13 Close-up, #1130, metal fragment, top of Row 5
- 14 Close-up, #1130, metal fragment with scale, top of Row 5
- 15 #1143, hole under south computer table behind Body #8
- 16 #1143, hole, with scale, under south computer table behind #8
- 17 #1143, hole, with scale, under south computer table behind #8 and placard
- 18 Midrange, #1143, metal fragment and plastic wad under south computer table (through hole in table top)
- 19 Close-up, #1143, metal fragment under south computer table (through hole in table top)

Type of Report	Agent	Date	File Number	Page
Crime Scene	Tom J. Griffin	05/21/99	D99-1333	65

Roll #37, continued

- 20 Southwest corner underneath south computer table by Body #8
- 21 Southwest corner underneath south computer table by Body #8
- 22 Southwest corner underneath south computer table by Body #8
next partition to east
- 23 #1143, metal fragment and plastic shot shell wad
- 24 #1142, CPU area #9, holes on boards and 1142 on floor (Body #10)

Roll #38

- 1 CR placard
- 2 North wall with scale under computer station #7, #1142 and holes
- 3 West wall with scale under station #7
- 4 Midrange, 2 holes and 2 indentations
- 5 (no flash)
- 6 Close-up, #1142, two copper-colored metal pieces/"pellets"
- 7 Midrange, #1144, plastic shot wad in chair back
- 8 Close-up, #1144
- 9 Close-up, #1144 with ID
- 10 Midrange, #1145
- 11 #1145, gray metal fragment/pellet in right side chair back
- 12 Midrange, #1139, sill of Window 12, three metal pellets
- 13 Close-up #1139 with scale, 1 metal fragment
- 14 Close-up, #1139 with scale, 2 metal fragments
- 15 Close-up, gray colored pellet connected with hole in photos #2-4
(midrange)
- 16 Close-up, #1147
- 17 #1146, duplicate #1121, metal fragment, shelf below Window 7
- 18 Midrange, #1138, metal fragment, floor east side of Row 6
- 19 Close-up, #1138
- 20 Close-up, #1138 with scale
- 21 Midrange, #1150, metal fragment, floor east of Table 20
- 22 Close-up, #1150
- 23 Close-up, #1150 with scale
- 24 Midrange, #1148 and 1149, metal fragments in front of Window 7

Type of Report	Agent	Date	File Number	Page
Crime Scene	Tom J. Griffin	05/21/99	D99-1333	66

Roll #39

- 1 CR placard
- 2 Close-up, #1148, metal fragment in front of Window 7
- 3 Close-up, #1148 with scale, metal fragment in front of Window 7
- 4 Close-up, #1149, metal fragment in front of Window 7
- 5 Close-up, #1149, with scale, metal fragment in front of Window 7

- 6 Overall shot, #1152, magazine rack, north wall
- 7 #1152, magazine rack, north wall, from west
- 8 #1153, metal fragments under Window 5
- 9 #1072, chair back cushion after removal of metal fragments
- 10 #1072 chair back cushion, with scale, after removal

- 11 #1072, chair back cushion, after removal and cover removed
- 12 Midrange, #1151, shot shell wad (no flash)
- 13 Midrange, #1151, shot shell wad
- 14 Close-up, #1151, shot sell wad
- 15 #1141, metal spheres on windowsill 11

- 16 Close-up, #1141, metal fragments and spheres on windowsill 11
- 17 #1141, metal fragment with scale
- 18 North end of Row 5
- 19 North end of Rows 5 and 6
- 20 North end of Rows 6 and 7 (no flash)

- 21 North end of Rows #6 and 7
- 22 Midrange, #1137, metal fragment, Row 5
- 23 Close-up, #1137, metal fragment, Row 5
- 24 Close-up, #1137 with scale, metal fragment, Row 5

Roll #40

- 1 CR placard (says Roll #35 +1; should be #39 +1)
- 2 Pieces of skull on Row 6
- 3 Pieces of skull on Row 6
- 4 Midrange, #1155, 1156, 1157, 1158, 1159, Row 6
- 5 #1155, 1156, 1157, 1158, 1159 (placard for 1155 moved for accuracy)

- 6 Close-up #1155, gray metal fragment
- 7 Close-up #1155 with scale, gray metal fragment
- 8 Close-up #1156, gray metal fragment

Type of Report	Agent	Date	File Number	Page
Crime Scene	Tom J. Griffin	05/21/99	D99-1333	67

Roll #40, continued

- 9 Close-up #1156 with scale, gray metal fragment
- 10 Close-up, #1157, gray metal fragment
- 11 Close-up #1157 with scale, gray metal fragment
- 12 Close-up #1158, gray metal fragment
- 13 Close-up #1158 with scale, gray metal fragment
- 14 Close-up #1159, gray metal fragment
- 15 Close-up, #1159 with scale, gray metal fragment
- 16 West wall under Window 6
- 17 #1166, hole in west wall under Window 6 (metal fragments)
- 18 Overall to midrange, #1161, 1162, 1163
- 19 #1161, metal fragment in book "Van Gogh's Diary", Row 6, (no flash)
- 20 Close-up, #1161, metal fragment
- 21 Close-up #1161 with scale
- 22 Close-up, #1162, metal fragment in book "Grace" (no flash)
- 23 Close-up, #1162, metal fragment
- 24 Close-up, #1162 with scale, metal fragment

Roll #41

- 1 CR placard (says 35 + 2; should be 39 + 2)
- 2 Tech lab entry door
- 3 #1624, Dell Optiplex GX1 CPU and Dell Monitor
- 4 #1625, 1626
- 5 #1625, Panasonic color video monitor "REB" (no flash)
- 6 #1625, Panasonic color video monitor "REB" with flash
- 7 Sony H1B VCR "VODKA" #1626 with placard
- 8 Sony H1B VCR "VODKA" #1626 without placard
- 9 Dell Optiplex GX1 CPUs, monitor, #1622, (no flash)
- 10 Dell Optiplex GX1 CPUs, monitor, #1622 with flash
- 11 #1167, hole above Window 4 (no flash)
- 12 #1167, hole above Window 4
- 13 Close-up, #1167, hole above Window 4
- 14 Close-up, #1167 with scale, hole above Window 4
- 15 #1163, metal fragment in book "Woody Guthrie", Row 5

Type of Report	Agent	Date	File Number	Page
Crime Scene	Tom J. Griffin	05/21/99	D99-1333	68

Roll #41, continued

- 16 #1163 with scale, metal fragment
- 17 #1163 with scale, 2nd metal fragment
- 18 #1163 with scale, 3rd metal fragment
- 19 Midrange, #1164, metal fragment on shelf, Row 6
- 20 Close-up, #1164, metal fragment

- 21 Close-up, #1164, metal fragment
- 22 Midrange, #1160, metal fragment
- 23 Close-up, #1160, metal fragment
- 24 Close-up, #1160 with scale, metal fragment
- 25 Close-up, #1160 with scale, metal fragment

Roll #42 Note: The designation "(IX)" after a projectile hole number indicates the direction of travel is from inside the library out. The designation "(XI)" after a projectile hole number indicates the direction of travel is from outside the library in.

- 1 CR placard
- 2 Close-up, #1165, metal fragment, Row 5
- 3 #1165 with scale, metal fragment
- 4 Midrange, #1154, 2 metal fragments, Row 6
- 5 Close-up, #1154, 2 metal fragments, Row 6

- 6 Close-up, #1154 with scale, metal fragment
- 7 Midrange, #1168
- 8 Close-up, #1168, 2 metal fragments, south wall under TV
- 9 Close-up, #1168 with scale
- 10 Kitchen storeroom doorway (STOR), west of walk-in cooler

- 11 #1628, CPU in kitchen storeroom
- 12 Midrange, #1175, 1176, metal fragments, Row 6 west
- 13 Close-up, #1175
- 14 #1175 with scale
- 15 Close-up, #1176

- 16 #1176 with scale
- 17 Projectile hole, 2A (XI) below table
- 18 Projectile hole, 2A below table
- 19 Projectile hole, 2A above (no flash)
- 20 Projectile hole, 2A above table

Type of Report	Agent	Date	File Number	Page
Crime Scene	Tom J. Griffin	05/21/99	D99-1333	69

Roll #42, continued

- 21 Projectile hole, *1A (XI) and 2B (XI) below
- 22 Close-up, projectile hole, 1A and 2B below
- 23 Projectile hole, #1A and 2B, side view
- 24 Projectile hole, 1B, 1C, 2C, 2D, 1D, or 2E, (all XI) overhead of strings

Roll #43 Note: The designation "(IX)" after a projectile hole number indicates the direction of travel is from inside the library out. The designation "(XI)" after a projectile hole number indicates the direction of travel is from outside the library in.

- 1 CR placard
- 2 Projectile hole, *1B, 2C, 2D, (all XI) side view
- 3 Projectile hole, 1B, 1C, 2C, 2D, front view
- 4 Projectile hole, 1C, 2D and (1D or 2E), (all XI) side view
- 5 Close-up (~ straight) projectile hole *10A, 10B, 10C, 10D (all I)
- 6 Projectile hole, 10A, 10B, 10C, 10D
- 7 Projectile hole, 10A, 10B, 10C, 10D
- 8 Projectile hole, 10B, 10D, above table
- 9 Projectile hole, 10B, 10D, looking east
- 10 Projectile hole, 10B, 10D, overhead view
- 11 Projectile hole, 10B, 10D, looking east (no flash)
- 12 Projectile hole, 10B, 10D, looking east
- 13 Projectile hole, 10B, 10D, looking east
- 14 Projectile hole, 10B, 10D, 50 mm from tripod toward holes along string
- 15 Projectile hole, 10B, 10D, 35 mm from tripod toward holes along string
- 16 Projectile hole, 10B, 10D, down on the tape measure at tripod
- 17 Projectile hole, 10B, 10D toward holes along string
- 18 Projectile hole, 10B, 10D toward holes along string
- 19 View of vertical tape measure against tripod
- 20 Midrange, projectile hole, 8 and 15

* with rods and/or strings for trajectory

JC-001-012367

Type of Report	Agent	Date	File Number	Page
Crime Scene	Tom J. Griffin	05/21/99	D99-1333	70

Roll #43, continued

- 21 Window 4 – projectile holes 7, 8, 9, 10, 11, 12, 13 (all XI)
- 22 Body #8 trajectory – maximum height – unpainted dowel
- 23 Body #8 trajectory
- 24 Body #8 trajectory

Roll #44 Note: The designation “(IX)” after a projectile hole number indicates the direction of travel is from inside the library out. The designation “(XI)” after a projectile hole number indicates the direction of travel is from outside the library in.

- 1 CR placard
- 2 Body #8 trajectory viewed from floor - bottom of table
- 3 Body #8 trajectory viewed from floor - bottom of table
- 4 Projectile hole #15, chair
- 5 Firearm discharge #15 with scale, chair
- 6 Firearm discharge #15, straight in
- 7 Firearm discharge #15, slight angle
- 8 Firearm discharge #15, slight angle
- 9 Projectile holes #16, overhead with rods and strings for trajectory
- 10 Projectile hole #16, looking south
- 11 Projectile hole #16, looking south
- 12 Projectile hole #16, looking south above table
- 13 Projectile hole #16, south of table (chair)
- 14 Projectile hole #16, bookshelf impact and tree
- 15 Projectile hole #16, tree and impact on Window 1
- 16 Projectile holes, #13, 14, 17, 18 and 19, (all IX) Window 6
- 17 Projectile holes, #13, 14, 18
- 18 Projectile holes, #13, 14, 18, 19
- 19 Projectile holes, #13, 14, trajectory
- 20 Projectile holes, #13, 14, trajectory
- 21 Projectile holes, #13, 14, trajectory
- 22 Projectile holes, #13, 14, trajectory
- 23 Projectile holes, #13, 14, trajectory from bookshelves toward Window
- 24 Projectile holes, #13, 14, overhead

Type of Report	Agent	Date	File Number	Page
Crime Scene	Tom J. Griffin	05/21/99	D99-1333	71

Roll #45 Note: The designation "(IX)" after a projectile hole number indicates the direction of travel is from inside the library out. The designation "(XI)" after a projectile hole number indicates the direction of travel is from outside the library in.

- 1 CR placard
- 2 Projectile #14 (XI) Window 4 upper
- 3 Projectile #14 Window 4 upper
- 4 Projectile #14 Window 4 upper
- 5 Projectile #14 Window 4 upper

- 6 Window 4, projectile holes #7, 8, 9, 10, 11, 12 and 13 (all XI)
- 7 Window 4, projectile holes #7, 8, 9, 10, 11, 12 and 13
- 8 Window 3, projectile hole #6 (XI)
- 9 Midrange, Window 2, projectile holes #4, 5 (XI)
- 10 Moderately close, Window 2, projectile holes #4, 5

- 11 Window 5, projectile holes #15, 16, 17, 18 and U1 (no flash)
- 12 Window 5, projectile holes #15, 16, 17, 18 (all XI) and U1
- 13 Window 5, upper and middle, projectile holes #15, 16, 18
- 14 Window 5, lower, projectile hole #17
- 15 Window 5, lower, projectile hole #U1

- 16 Window 6, upper and middle projectile holes #21, 22 (both XI)
- 17 Window 6, lower, projectile holes #19, 20 (both XI), and #14, 17, 18, 19 (all IX)
- 18 Window 7, middle, projectile hole #23 (XI)
- 19 Window 8, lower, projectile hole #24 (XI)
- 20 Table 19 with scale

- 21 Table 16 with scale
- 22 Table 19, brace under table top with scale
- 23 Aisle between Rows #5 and 6
- 24 South wall between Windows 11 and 12

Roll #46

- 1 CR placard
- 2 Row 6, around Body #12
- 3 Ceiling above Row 6
- 4 Row 6
- 5 Ceiling above Row 6

Type of Report	Agent	Date	File Number	Page
Crime Scene	Tom J. Griffin	05/21/99	D99-1333	72

Roll #46, continued

- 6 Ceiling above Row 6
- 7 Midrange #1177, blood sample on chair
- 8 Close-up #1177 with scale, blood sample on chair

Roll #47

- 1 CR placard
- 2 Table 19, from north to south, with blood on carpet
- 3 Bloodstains on carpet north of Table 19
- 4 Bloodstains on carpet north of Table 19
- 5 East bloodstain on carpet north of Table 19

- 6 West bloodstain on carpet north of Table 19
- 7 East bloodstain on carpet north of Table 19 with scale
- 8 East bloodstain on carpet north of Table 19 with scale
- 9 West bloodstain on carpet north of Table 19 with scale
- 10 Overall view of bloodstains on carpet

- 11 Close-up of east bloodstain on carpet with scale
- 12 Close-up of west bloodstain with scale
- 13 Bloodstains looking east to west
- 14 Bloodstains looking east to west
- 15 Bloodstains looking west to east

- 16 Gloved left hand beside east bloodstain
- 17 Gloved left hand covering east bloodstain
- 18 Gloved left hand beside east bloodstain
- 19 Gloved left hand beside east bloodstain
- 20 Gloved left hand beside east bloodstain

- 21 Gloved left hand beside west bloodstain
- 22 Gloved left hand covering west bloodstain
- 23 Gloved left hand beside west bloodstain
- 24 Gloved left hand beside west bloodstain
- 25 Gloved left hand beside west bloodstain

- 26 Overall view of Windows 3 and 4
- 27 Midrange view of Window 4 with firearm discharge #2
- 28 Close-up of firearm discharge 32
- 29 Midrange view of Window 3 with firearm discharge #3
- 30 Close-up of firearm discharge #3

Type of Report	Agent	Date	File Number	Page
Crime Scene	Tom J. Griffin	05/21/99	D99-1333	73

Roll #47, continued

- 31 Overall view of Windows 1-4
- 32 Overall view of chair at southeast corner of Table 16 and tear in carpet
- 33 Midrange view of chair rung and tear in carpet
- 34 Dowel showing trajectory formed with carpet tear and holes in chair rung (possible west side interior firearm discharge #20)
- 35 Protractor showing approximate angle of elevation 20 degrees
- 36 Trajectory viewed from the north

Roll #48

- 1 CR placard
- 2 Proposed trajectory with rod positioned under Table 16
- 3 Same as above viewed from the west
- 4 Protractor showing approximate angle of 15 degrees
- 5 View under Table 16
- 6 View under Table 16
- 7 Windows 3 and 4
- 8 Windows 3 and 4

The following photographs were in the east side (Team One) of the library:

- 9 Chair 2A from behind
- 10 Chair 2A from front
- 11 Chair 2A from behind
- 12 Chair 2A right side
- 13 Close-up of right side of Chair 2A right side
- 14 Same as above with scale

Type of Report	Agent	Date	File Number	Page
Crime Scene	Tom J. Griffin	05/21/99	D99-1333	27

Tom J. Griffin

Tom J. Griffin
Agent
CBI Denver
(Reporting)

Alan S. Hammond

Alan S. Hammond
Agent
CBI Denver
(Reporting)

Laura A. DeLong

Laura A. DeLong
Senior Lab Technician
Arapahoe County SO
(Reporting)

Richard Swanson

Richard Swanson
Agent
CBI Pueblo
(Reporting)

James R. Jennings

James R. Jennings
Forensic Photographer
Jefferson County SO
(Reporting)

Tom Acierno

Tom Acierno
Deputy
Jefferson County SO
(Reporting)

Peggy Rowlett

Peggy Rowlett
Detective
Wheat Ridge PD
(Reporting)

Steve Stalter

Steve Stalter
Deputy
Jefferson County SO
(Reporting)

Jennifer Savage

Jennifer Savage
Deputy
Jefferson County SO
(Reporting)

Thomas Netwal

Thomas Netwal
Agent-in-Charge
CBI Denver
(Reviewing)

TJG:tg 050399, Word: D99-333

JC-001-012372